

PROMOTE • PREVENT • PROTECT



WACO - MC LENNAN COUNTY
Public Health District



COVID -19

Status Report

July 16-22, 2022

COVID-19 Status Report

July 16-22 2022

TABLE OF CONTENTS

Key Metrics	3
Trend Graphs	4
Health District Vaccination Clinics	6

COVID-19 Status Report

July 16-22 2022

KEY METRICS

COVID-19 Community Threat Level

High

Total Cases

74,331

Total Fatalities

875

Vaccines Administered

336,619

Hospitalization Rate in TSA M

4.15%

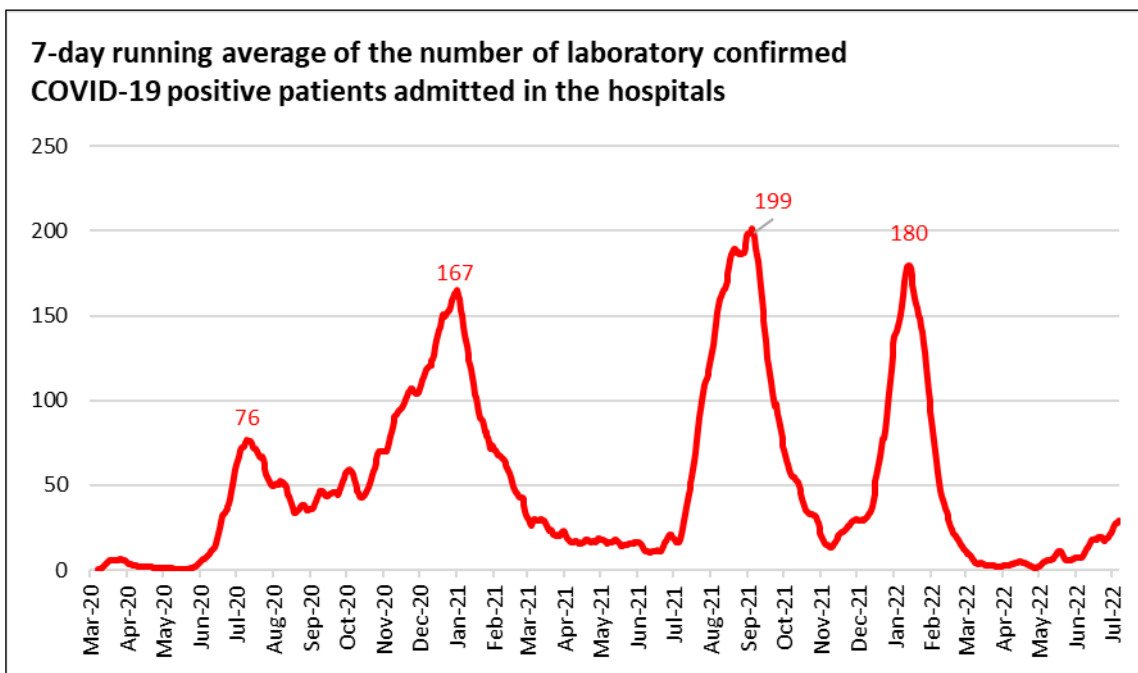
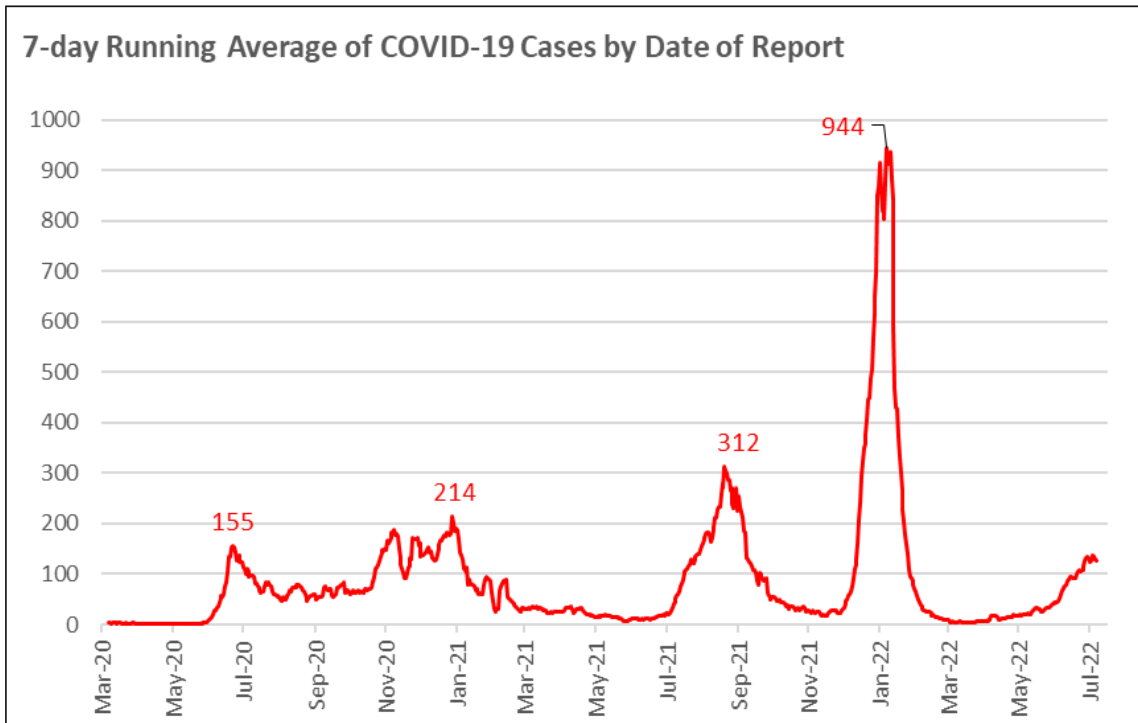
	July 9-15, 2022	July 16-22, 2022	Percent Change from previous week to this week
REPORTED CASES			
New Cases	908	896	-1%
Confirmed Cases	517	496	
Probable Cases	402	400	
7-day average number of cases per day	131	127	-3%
7-day incidence rate per 100k per day	51	50	-2%
HOSPITAL ADMISSIONS AND FATALITIES			
7-day average number of Lab confirmed COVID-19 patients admitted in the hospitals	21	29	+28%
New Fatalities	0	4	+100%

*Testing data and positivity rate can be found on the [COVIDWaco.com](https://www.COVIDWaco.com) website.

COVID-19 Status Report

July 16-22 2022

TRENDS GRAPHS

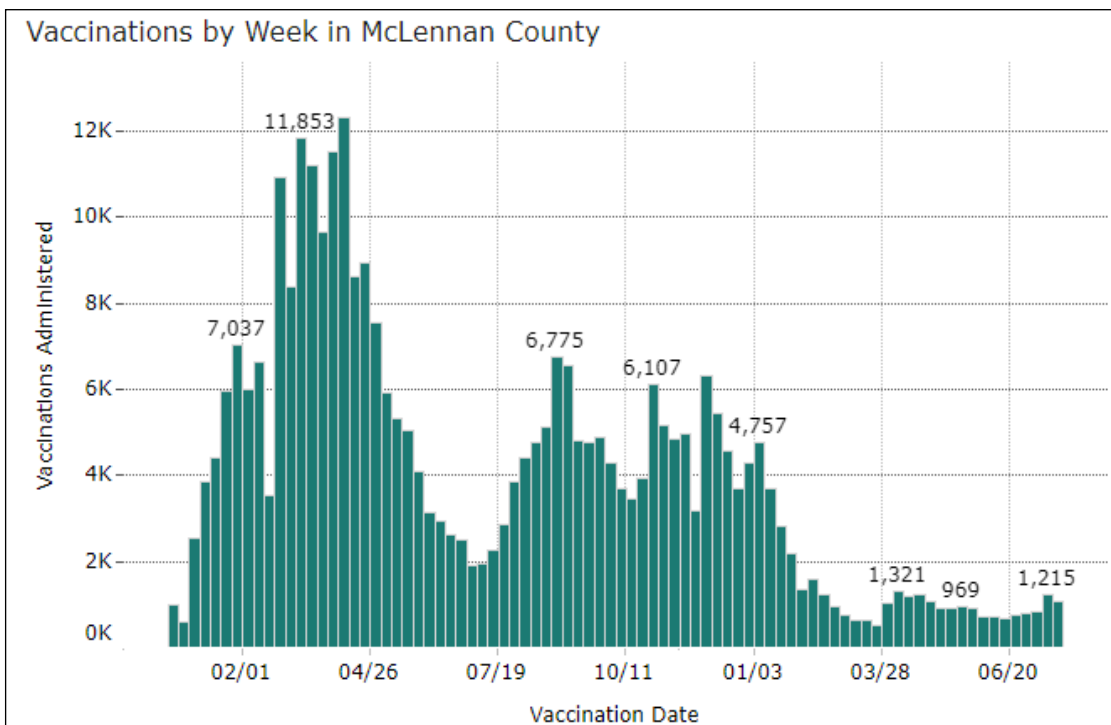
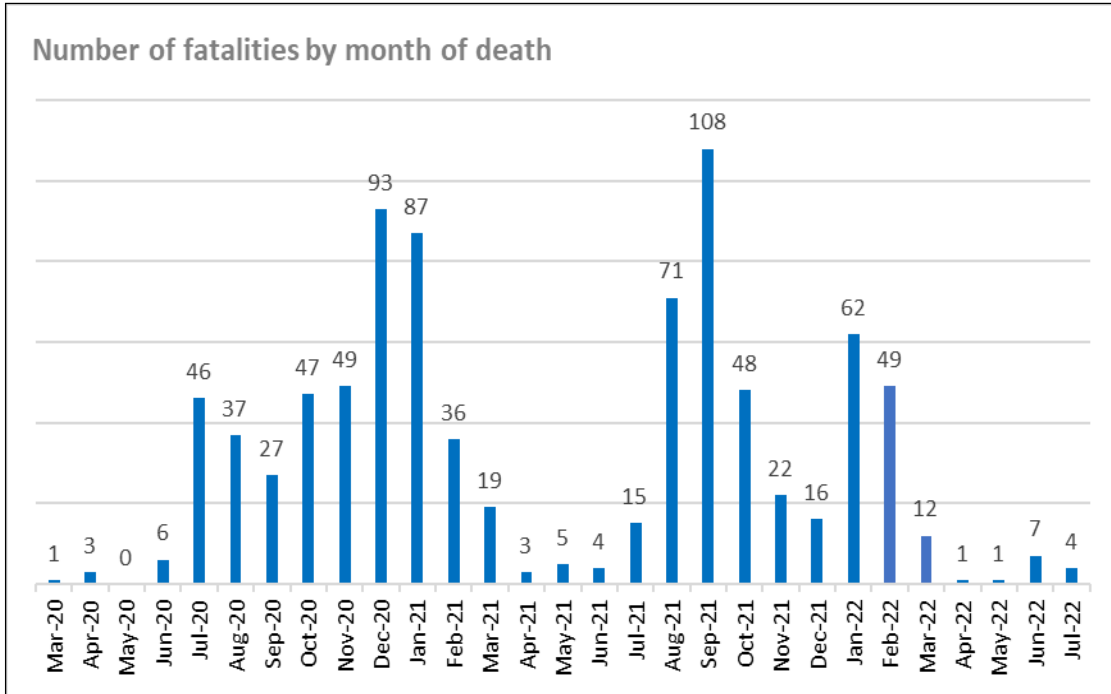


Additional data can be found on covidwaco.com

COVID-19 Weekly Status Report

July 16-22 2022

TRENDS GRAPHS



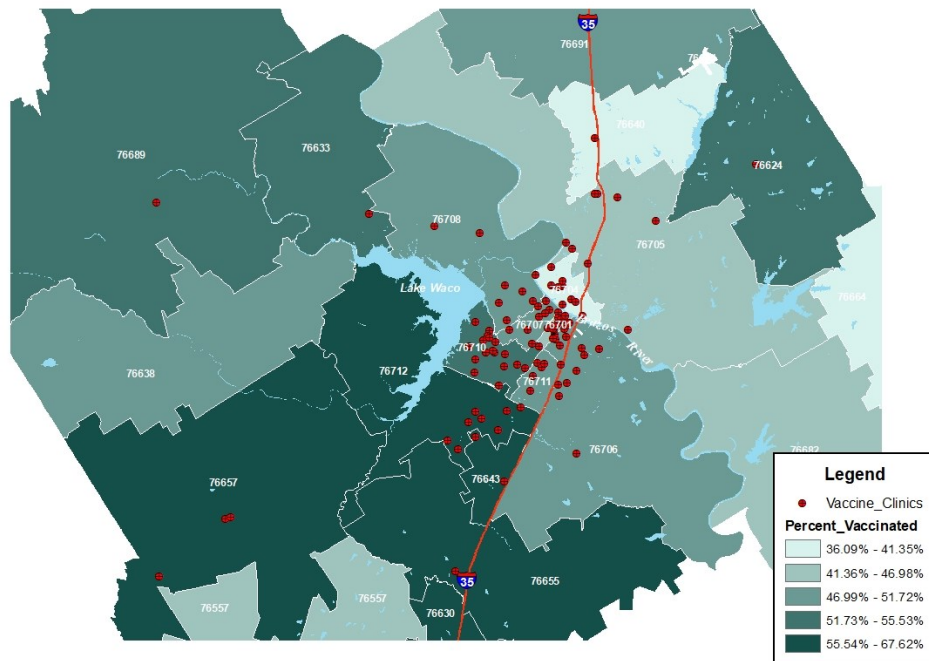
Additional data can be found on covidwaco.com

COVID-19 Status Report

July 16-22 2022

HEALTH DISTRICT VACCINATION CLINICS

Figure 4. Community-based Vaccination Clinics Hosted by the Health District



Number of Clinics Hosted by Type

Row Labels	Count of Clinics Hosted	Total Doses Given
Church	67	1242
City/County Campus	33	381
Community Center	12	191
Community Event	44	626
First Responders	8	85
FQHC	2	17
Homeless Shelters	8	132
Hospitals	3	30
Jails	11	343
Libraries	2	28
Manufacturing/Private Employer	142	2592
Non-Profits	53	631
Other	41	646
School	2	54
Schools	221	7167
(blank)		47983
Grand Total	649	62148