

PROMOTE • PREVENT • PROTECT



WACO - MC LENNAN COUNTY  
Public Health District



# COVID -19 Status Report

July 9-15, 2022

# COVID-19 Status Report

July 9-15, 2022

## TABLE OF CONTENTS

<a href="#">Key Metrics</a>	3
<a href="#">Trend Graphs</a>	4
<a href="#">Health District Vaccination Clinics</a>	6

# COVID-19 Status Report

July 9-15, 2022

## KEY METRICS

**COVID-19 Community Threat Level**

**Medium**

Total Cases

73,435

Total Fatalities

871

Vaccines Administered

328,355

Hospitalization Rate in TSA M

4.09%

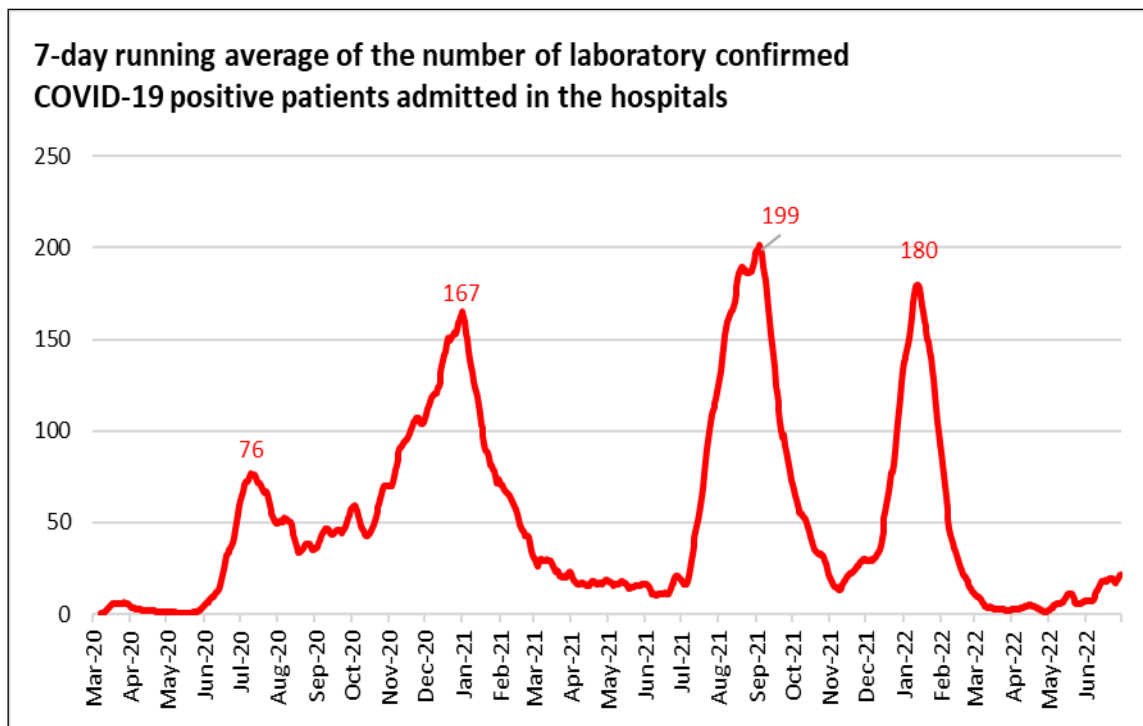
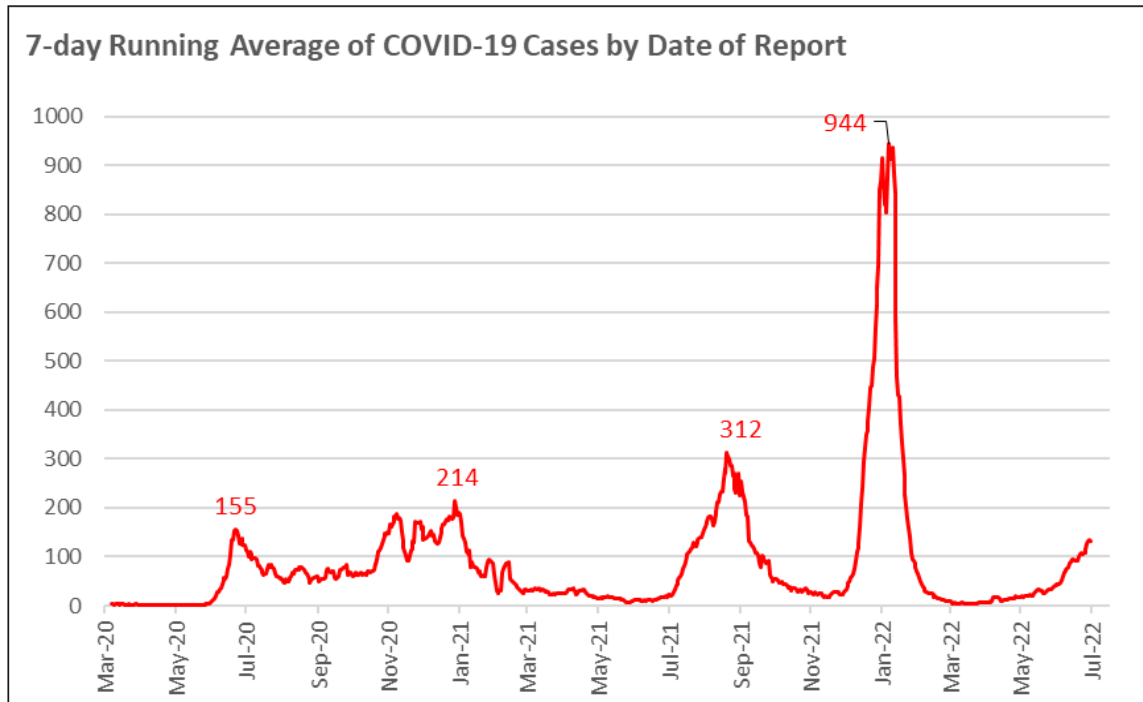
	July 2-8, 2022	July 9-15, 2022	Percent Change from previous week to this week
<b>REPORTED CASES</b>			
New Cases	717	908	+26%
Confirmed Cases	376	517	
Probable Cases	341	402	
7-day average number of cases per day	106	131	+23%
7-day incidence rate per 100k per day	41	51	+24%
<b>HOSPITAL ADMISSIONS AND FATALITIES</b>			
7-day average number of Lab confirmed COVID-19 patients admitted in the hospitals	20	21	+5%
New Fatalities	1	0	-100%

\*Testing data and positivity rate can be found on the [COVIDWaco.com](https://www.COVIDWaco.com) website.

# COVID-19 Status Report

July 9-15, 2022

## TRENDS GRAPHS

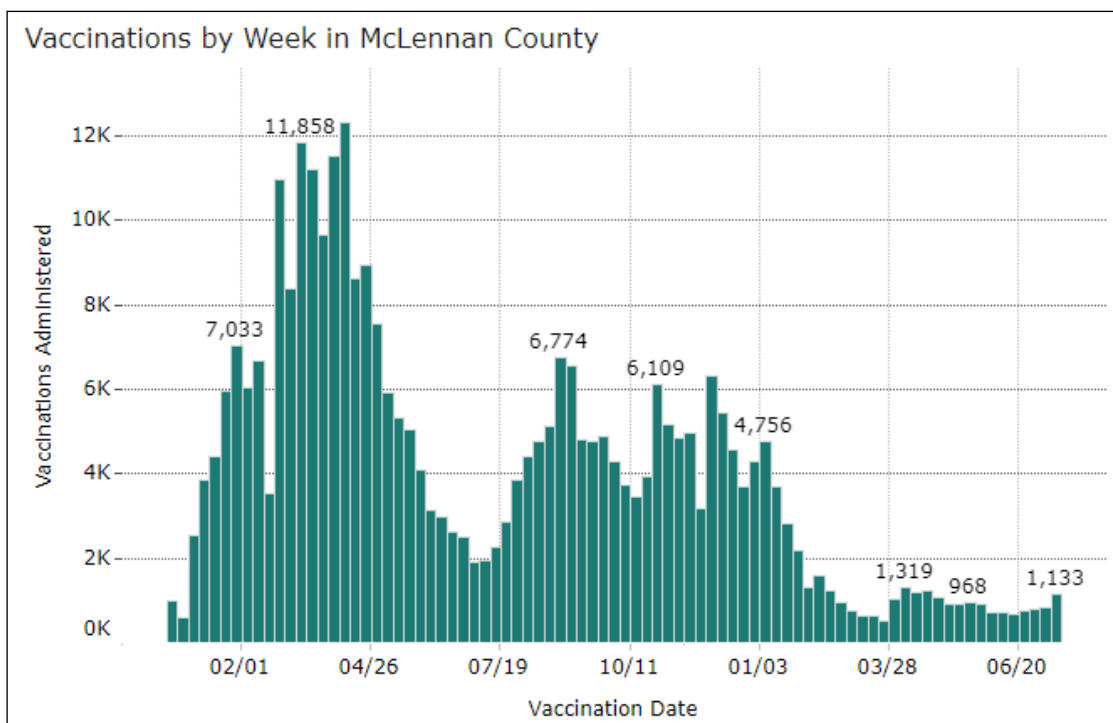
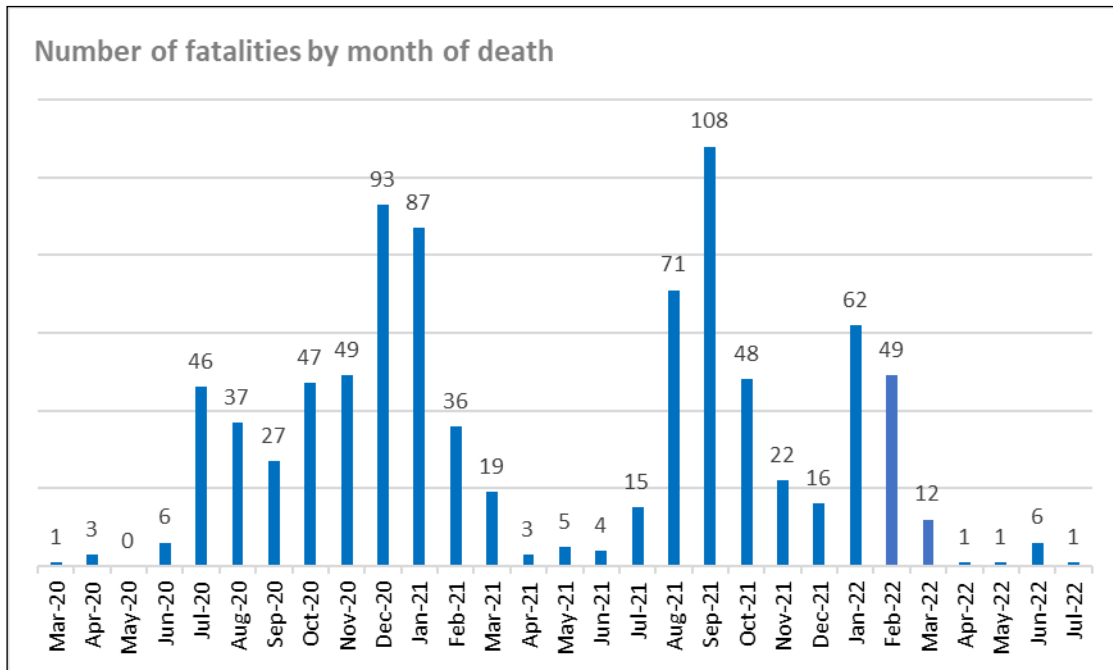


Additional data can be found on [covidwaco.com](https://covidwaco.com)

# COVID-19 Weekly Status Report

July 9-15, 2022

## TRENDS GRAPHS



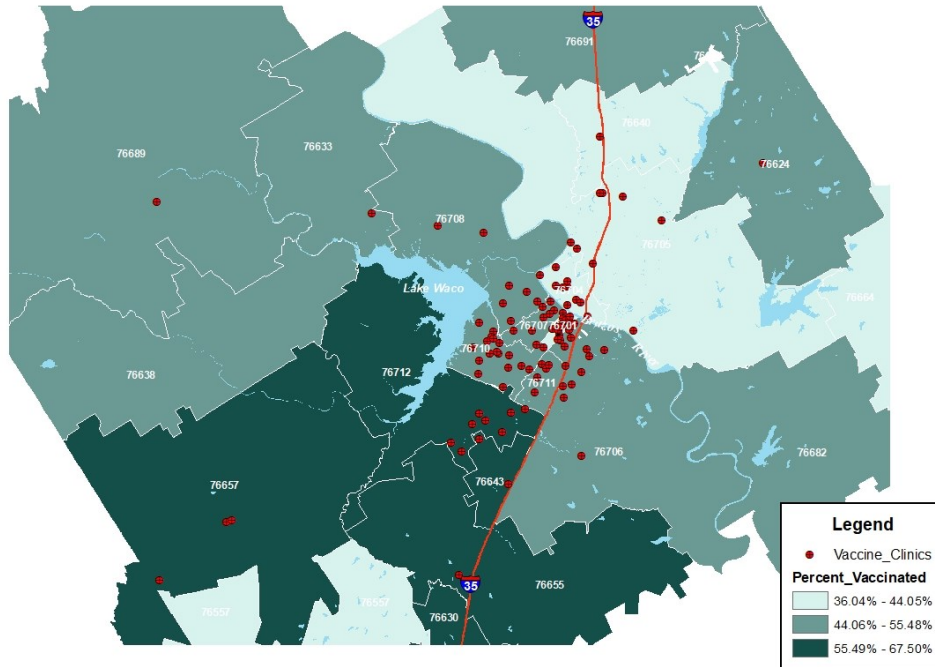
Additional data can be found on [covidwaco.com](https://covidwaco.com)

# COVID-19 Status Report

July 9-15, 2022

## HEALTH DISTRICT VACCINATION CLINICS

Figure 4. Community-based Vaccination Clinics Hosted by the Health District



### Number of Clinics Hosted by Type

Row Labels	Count of Clinics hosted	Total Doses Given
Church	67	1242
City/County Campus	33	381
Community Center	12	191
Community Event	43	617
First Responders	8	85
FQHC	2	17
Homeless Shelters	8	132
Hospitals	3	30
Jails	11	343
Libraries	2	28
Manufacturing/Private Employer	142	2592
Non-Profits	53	631
Other	39	592
School	2	54
Schools	220	7151
<b>Grand Total</b>	<b>645</b>	<b>14086</b>