

PROMOTE • PREVENT • PROTECT



WACO - MC LENNAN COUNTY
Public Health District



COVID -19

Status Report

June 25 – July 8, 2022

COVID-19 Status Report

June 25 –July 8, 2022

TABLE OF CONTENTS

Key Metrics	3
Trend Graphs	4
Health District Vaccination Clinics	6

COVID-19 Status Report

June 25 – July 8, 2022

KEY METRICS

COVID-19 Community Threat Level

Medium

Total Cases

72,527

Total Fatalities

870

Vaccines Administered

328,355

Hospitalization Rate in TSA M

2.88%

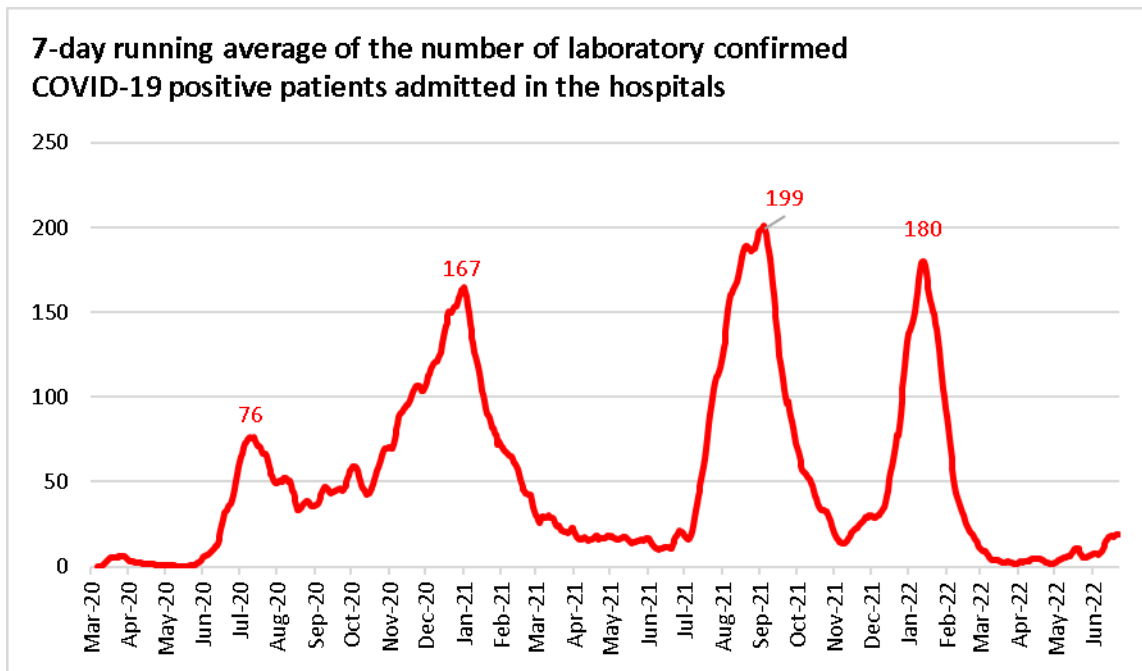
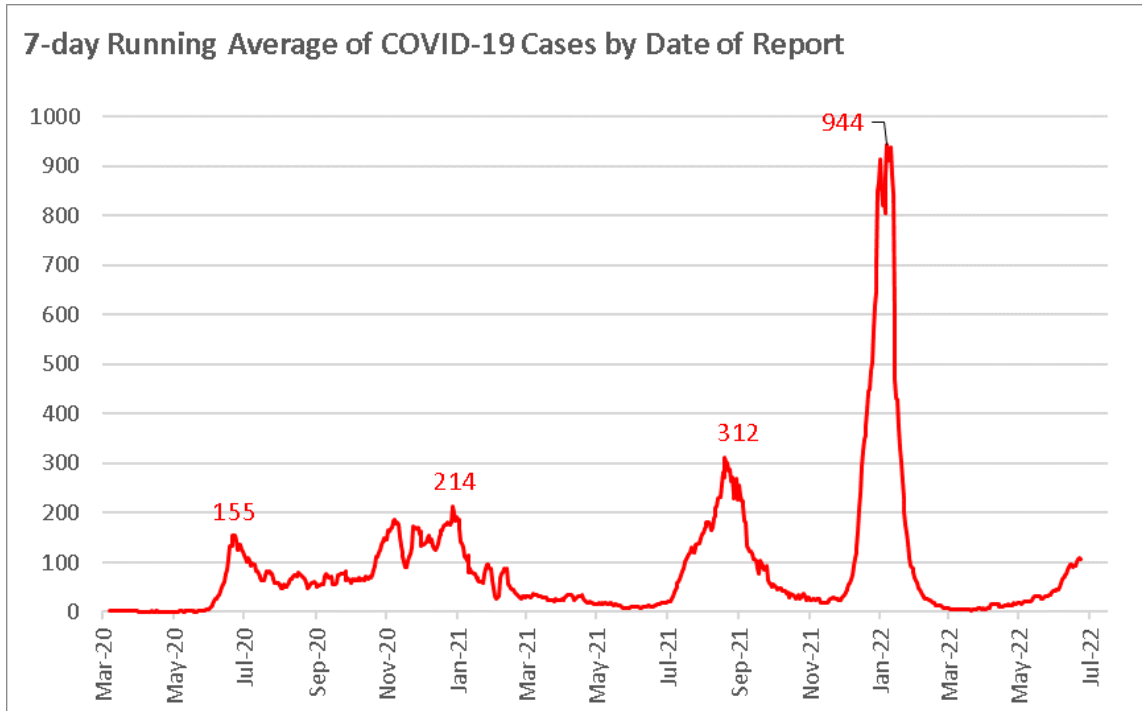
	June 25– July 1, 2022	July 2-8, 2022	Percent Change from previous week to this week
REPORTED CASES			
New Cases	821	952	+16%
Confirmed Cases	436	376	
Probable Cases	373	341	
7-day average number of cases per day	91	106	+16%
7-day incidence rate per 100k per day	36	41	+14%
HOSPITAL ADMISSIONS AND FATALITIES			
7-day average number of Lab confirmed COVID-19 patients admitted in the hospitals	13	13	No Change
New Fatalities	2	0	-100%

*Testing data and positivity rate can be found on the [COVIDWaco.com](https://www.COVIDWaco.com) website.

COVID-19 Status Report

June 25 – July 8, 2022

TRENDS GRAPHS

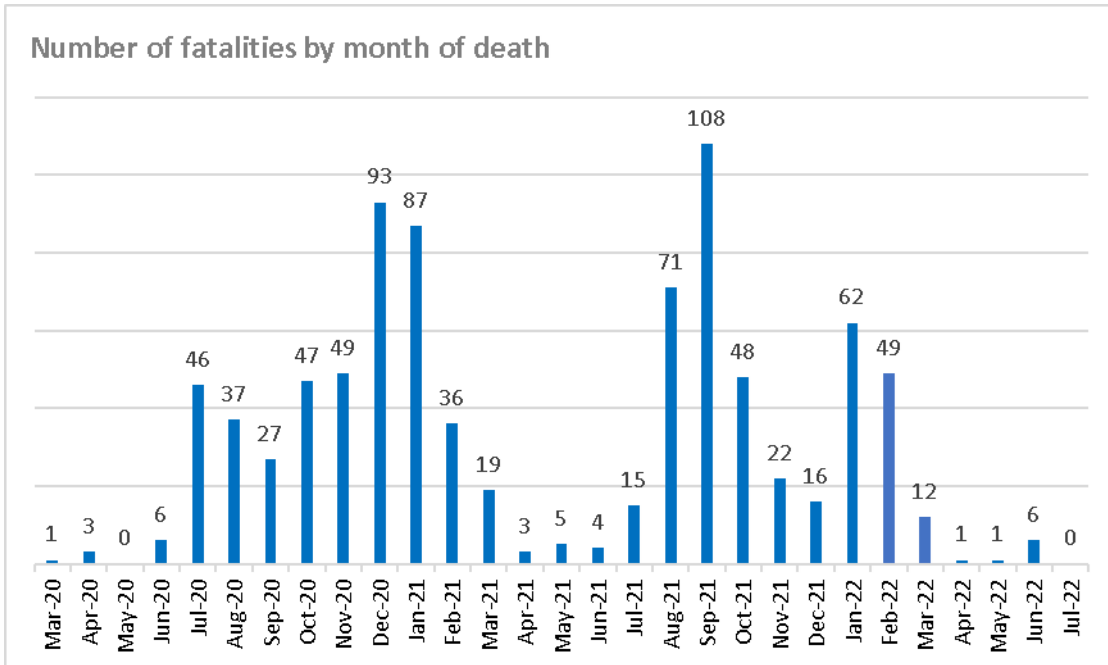


Additional data can be found on covidwaco.com

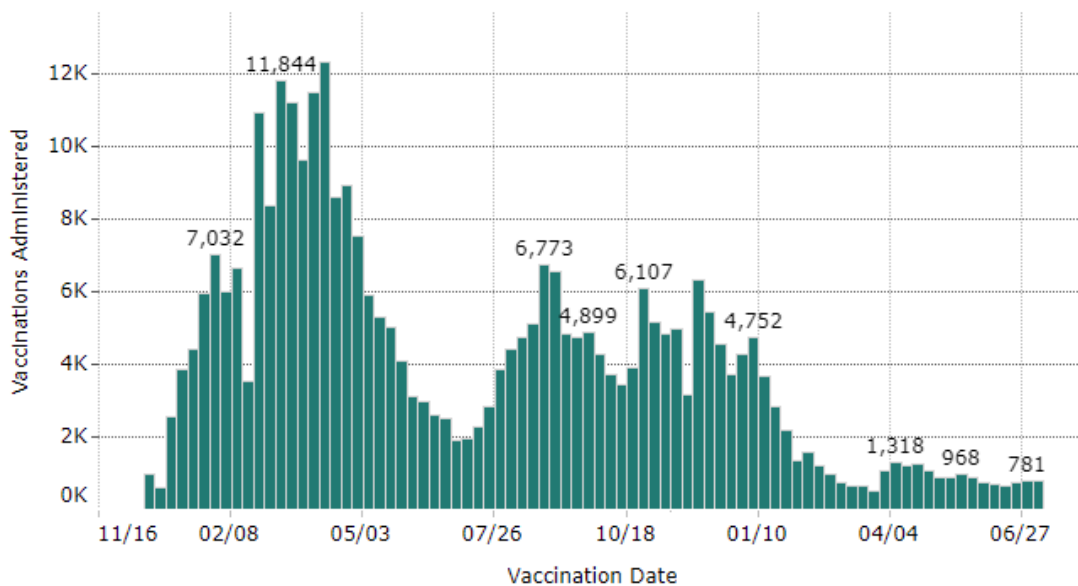
COVID-19 Weekly Status Report

June 25 – July 8, 2022

TRENDS GRAPHS



Vaccinations by Week in McLennan County



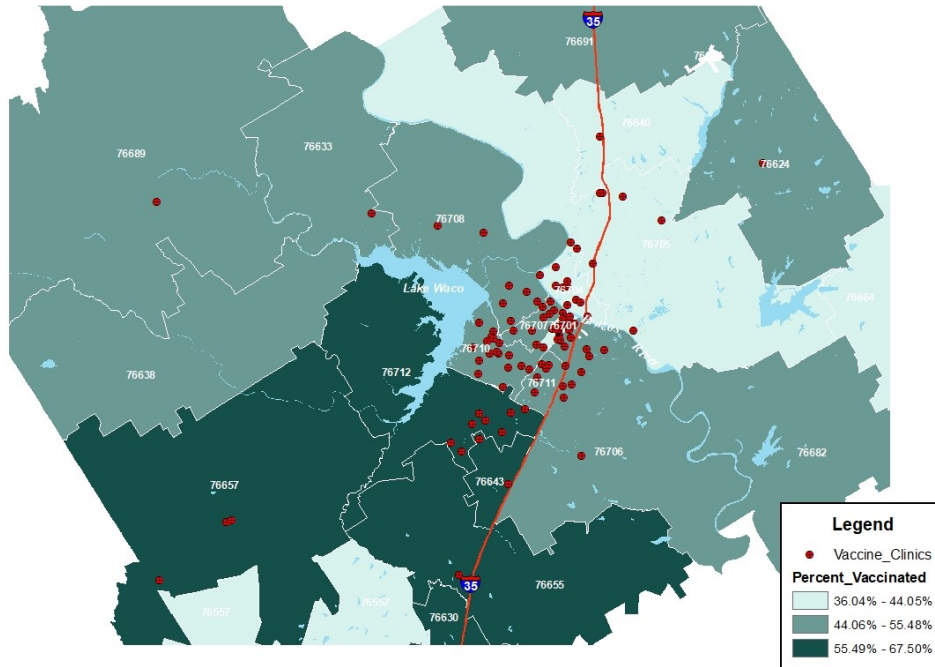
Additional data can be found on covidwaco.com

COVID-19 Status Report

June 25 – July 8, 2022

HEALTH DISTRICT VACCINATION CLINICS

Figure 4. Community-based Vaccination Clinics Hosted by the Health District



Number of Clinics Hosted by Type

Row Labels	Number of Clinics Hosted	Total Doses Given
Church	67	1242
City/County Campus	33	381
Community Center	11	184
Community Event	43	617
First Responders	8	85
FQHC	2	17
Homeless Shelters	8	132
Hospitals	3	30
Jails	11	343
Libraries	2	28
Manufacturing/Private Employer	141	2590
Non-Profits	54	606
Other	34	514
School	2	54
Schools	216	7095
(blank)	1	2
Grand Total	636	13920