

PROMOTE • PREVENT • PROTECT



WACO - MC LENNAN COUNTY
Public Health District



COVID -19 Status Report

May 21-June 3, 2022

COVID-19 Status Report

May 21-June 3, 2022

TABLE OF CONTENTS

<u>Key Metrics</u>	3
<u>Trend Graphs</u>	4
<u>Health District Vaccination Clinics</u>	6

COVID-19 Status Report

May 21-June 3, 2022

KEY METRICS

COVID-19 Community Threat Level

LOW

Total Cases

70,227

Total Fatalities

863

Vaccines Administered

322,971

Hospitalization Rate in TSA M

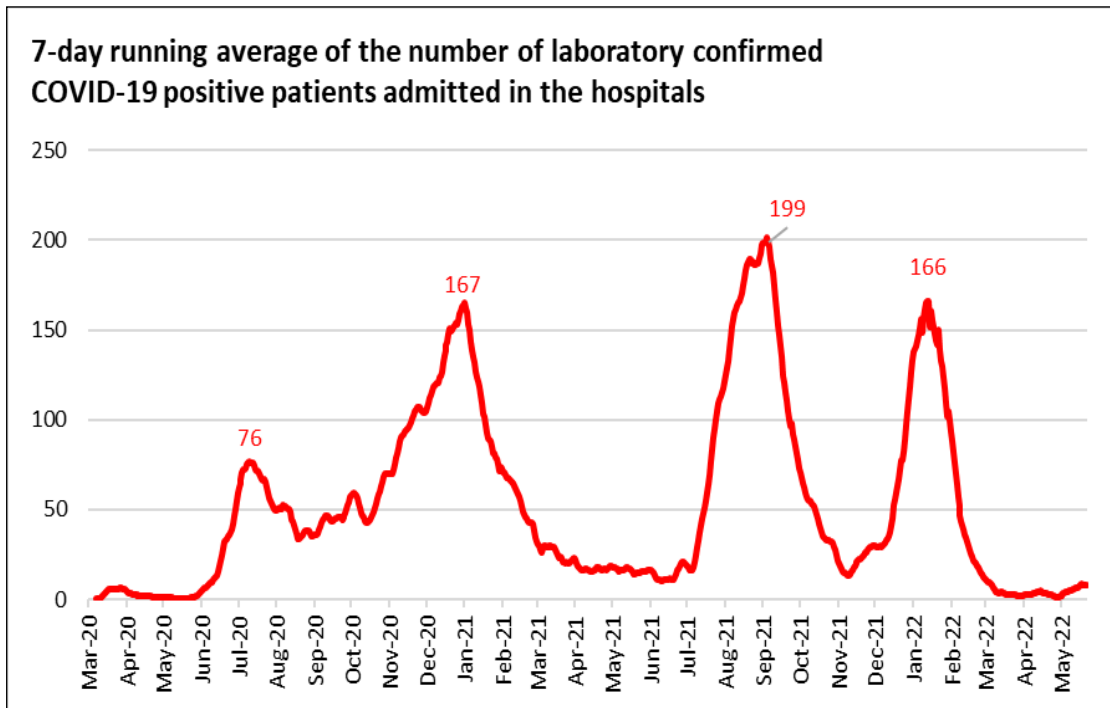
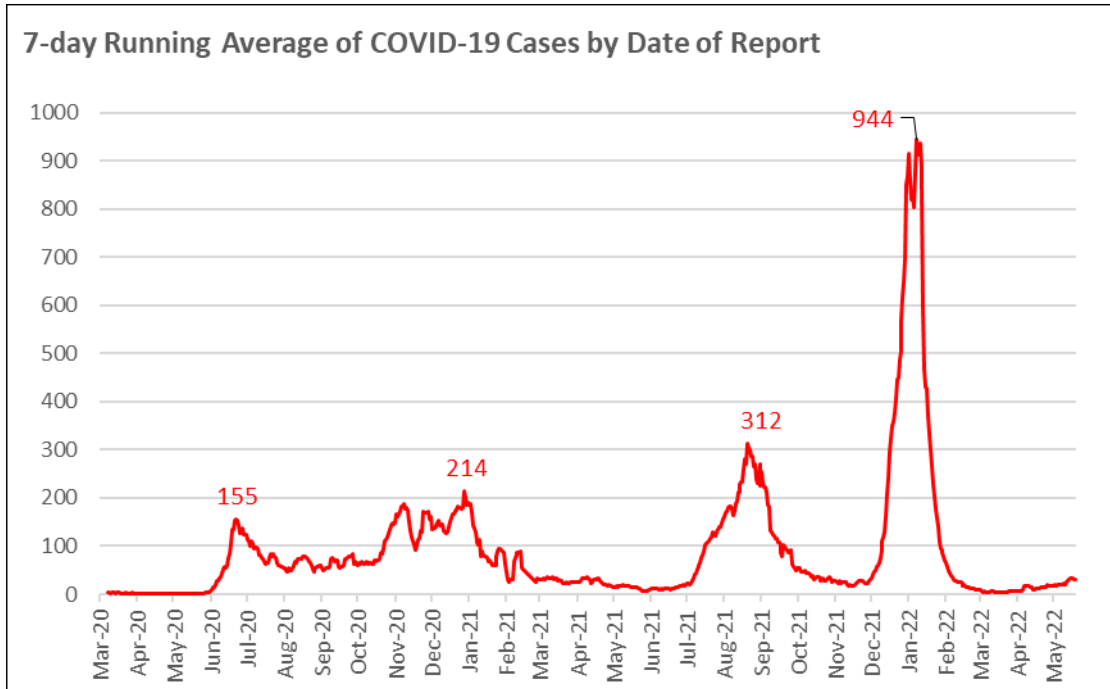
1.60%

	May 21-27, 2022	May 28-June 3, 2022	Percent Change from previous week to this week
REPORTED CASES			
New Cases	173	223	+22%
Confirmed Cases	98	107	
Probable Cases	75	116	
7-day average number of cases per day	25	32	+22%
7-day incidence rate per 100k per day	10	12	+17%
HOSPITAL ADMISSIONS AND FATALITIES			
7-day average number of Lab confirmed COVID-19 patients admitted in the hospitals	5	8	+38%
New Fatalities	0	0	No Change
TESTING			
7-day average of the number of tests conducted each	81	87	+7%
7-day average of positivity rate each day	9%	9%	No Change

COVID-19 Status Report

May 21-June 3, 2022

TRENDS GRAPHS

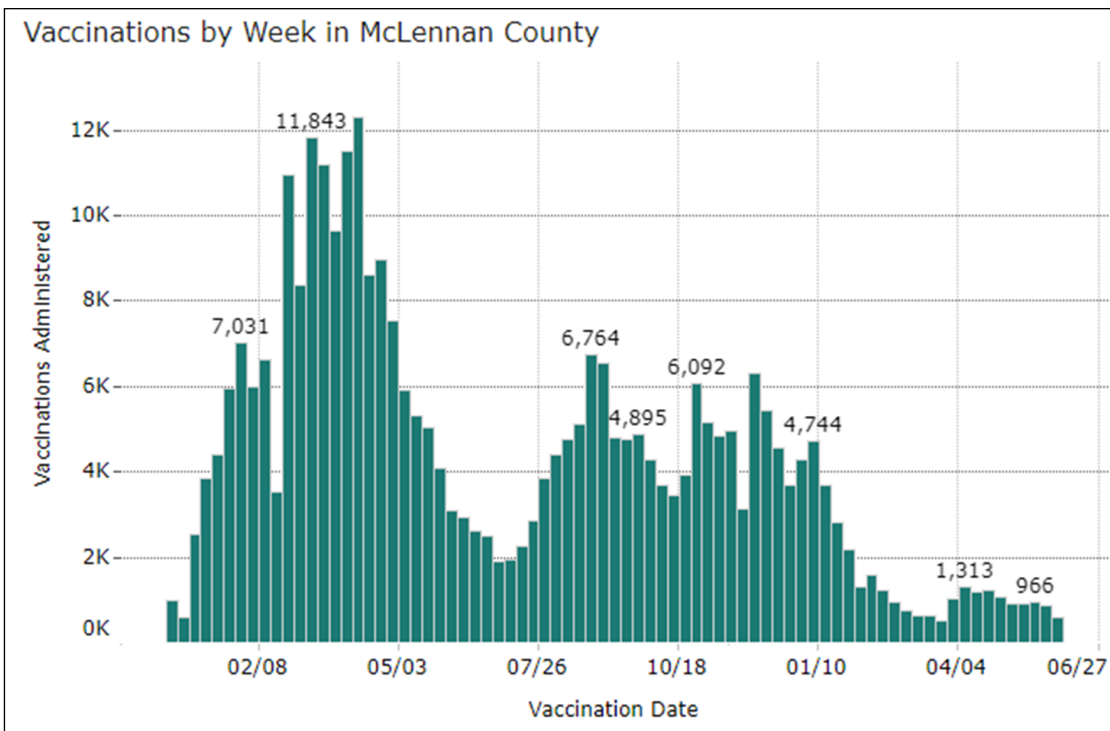
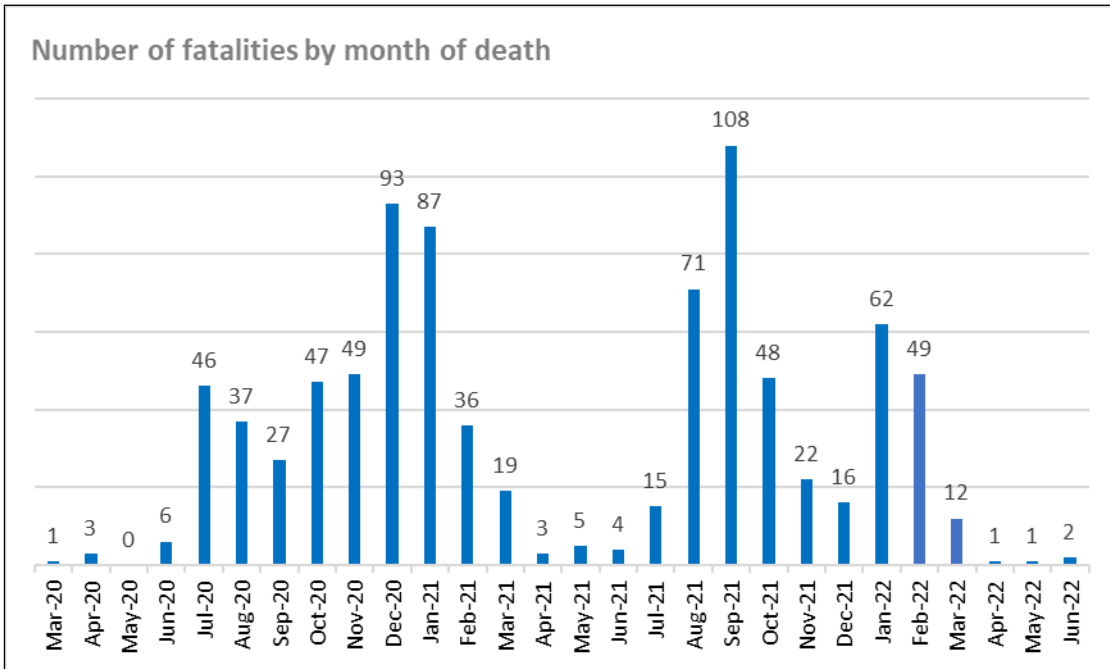


Additional data can be found on covidwaco.com

COVID-19 Weekly Status Report

May 21-June 3, 2022

TRENDS GRAPHS



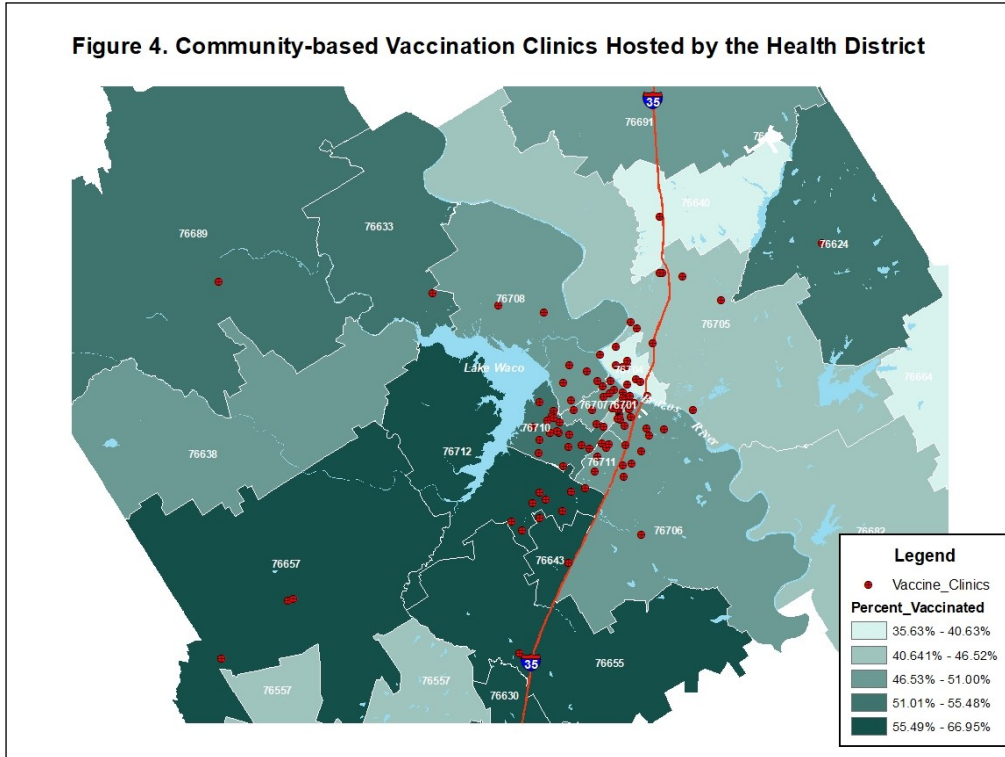
Additional data can be found on covidwaco.com

COVID-19 Status Report

May 21-June 3, 2022

HEALTH DISTRICT VACCINATION CLINICS

Figure 4. Community-based Vaccination Clinics Hosted by the Health District



Number of Clinics Hosted by Type

Row Labels	Number of Clinics Hosted	Total Doses Given
Church	67	1242
City/County Campus	33	381
Community Center	11	184
Community Event	42	611
First Responders	8	85
FQHC	2	17
Homeless Shelters	8	132
Hospitals	3	30
Jails	11	343
Libraries	2	28
Manufacturing/Private Employer	140	2577
Non-Profits	53	606
Other	29	487
School	2	54
Schools	215	7085
Grand Total	626	13862