

PROMOTE • PREVENT • PROTECT



WACO - MC LENNAN COUNTY
Public Health District



COVID -19

Status Report

June 11-24, 2022

COVID-19 Status Report

June 11-24, 2022

TABLE OF CONTENTS

Key Metrics	3
Trend Graphs	4
Health District Vaccination Clinics	6

COVID-19 Status Report

June 11-24, 2022

KEY METRICS

COVID-19 Community Threat Level

LOW

Total Cases

71,184

Total Fatalities

864

Vaccines Administered

332,177

Hospitalization Rate in TSA M

2.74%

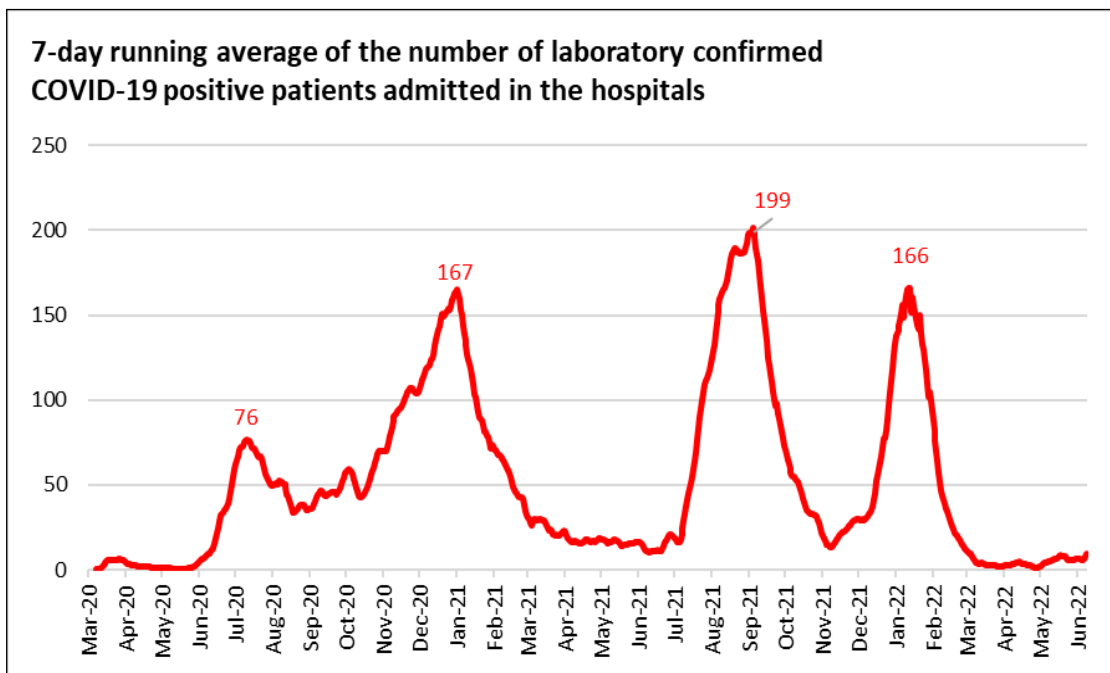
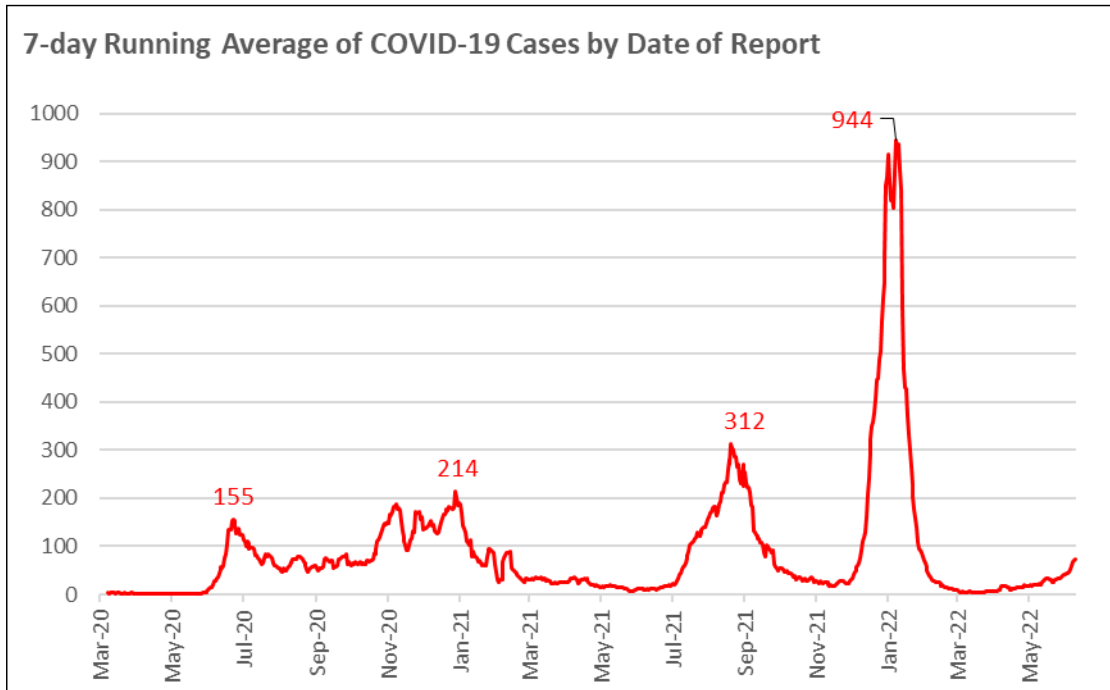
	June 11-17, 2022	June 18-24, 2022	Percent Change from previous week to this week
REPORTED CASES			
New Cases	400	650	+63%
Confirmed Cases	222	319	
Probable Cases	178	324	
7-day average number of cases per day	44	72	+64%
7-day incidence rate per 100k per day	17	28	+65%
HOSPITAL ADMISSIONS AND FATALITIES			
7-day average number of Lab confirmed COVID-19 patients admitted in the hospitals	6	9	+50%
New Fatalities	0	0	No Change

*Testing data and positivity rate can be found on the [COVIDWaco.com](https://www.COVIDWaco.com) website.

COVID-19 Status Report

June 11-24, 2022

TRENDS GRAPHS

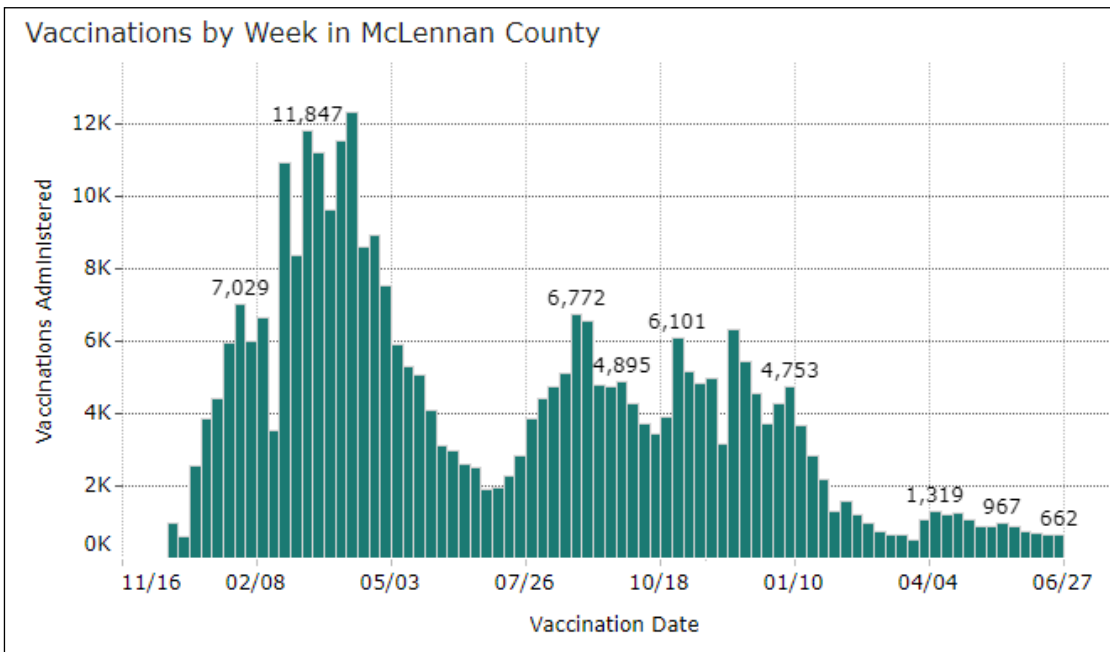
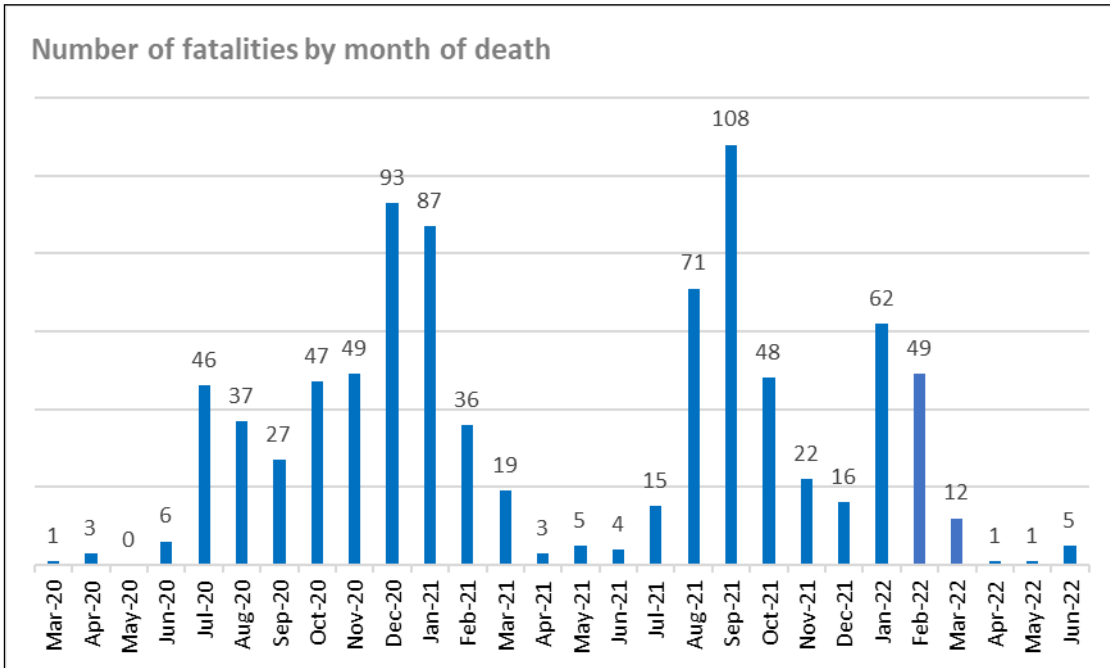


Additional data can be found on covidwaco.com

COVID-19 Weekly Status Report

June 11-24, 2022

TRENDS GRAPHS

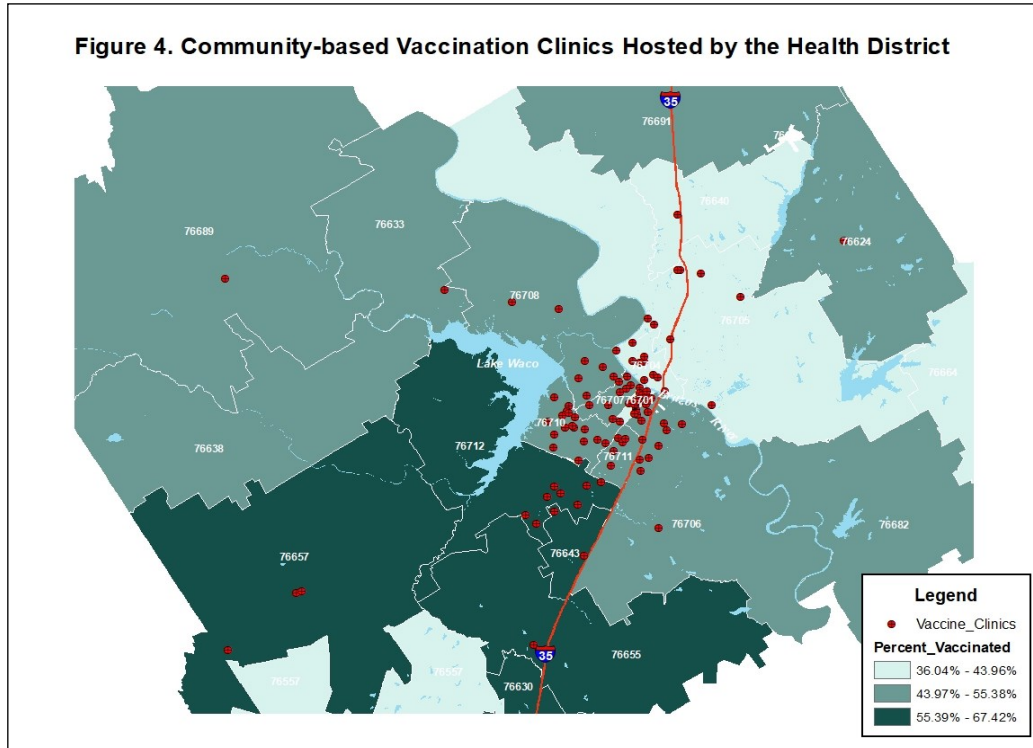


Additional data can be found on [covidwaco.com](https://www.covidwaco.com)

COVID-19 Status Report

June 11-24, 2022

HEALTH DISTRICT VACCINATION CLINICS



Number of Clinics Hosted by Type

Row Labels	Number of Clinics Hosted	Total Doses Given
Church	67	1242
City/County Campus	33	381
Community Center	11	184
Community Event	43	617
First Responders	8	85
FQHC	2	17
Homeless Shelters	8	132
Hospitals	3	30
Jails	11	343
Libraries	2	28
Manufacturing/Private Employer	141	2590
Non-Profits	54	606
Other	34	514
School	2	54
Schools	216	7095
(blank)	1	2
Grand Total	636	13920