

PROMOTE • PREVENT • PROTECT



WACO - MC LENNAN COUNTY
Public Health District



COVID -19

Status Report

April 30-May 6, 2022

COVID-19 Status Report

April 30-May 6, 2022

TABLE OF CONTENTS

Key Metrics	3
Trend Graphs	4
Health District Vaccination Clinics	6

COVID-19 Status Report

April 30-May 6, 2022

KEY METRICS

COVID-19 Community Threat Level

LOW

Total Cases

69,535

Total Fatalities

862

Vaccines Administered

320,490

Hospitalization Rate in TSA M

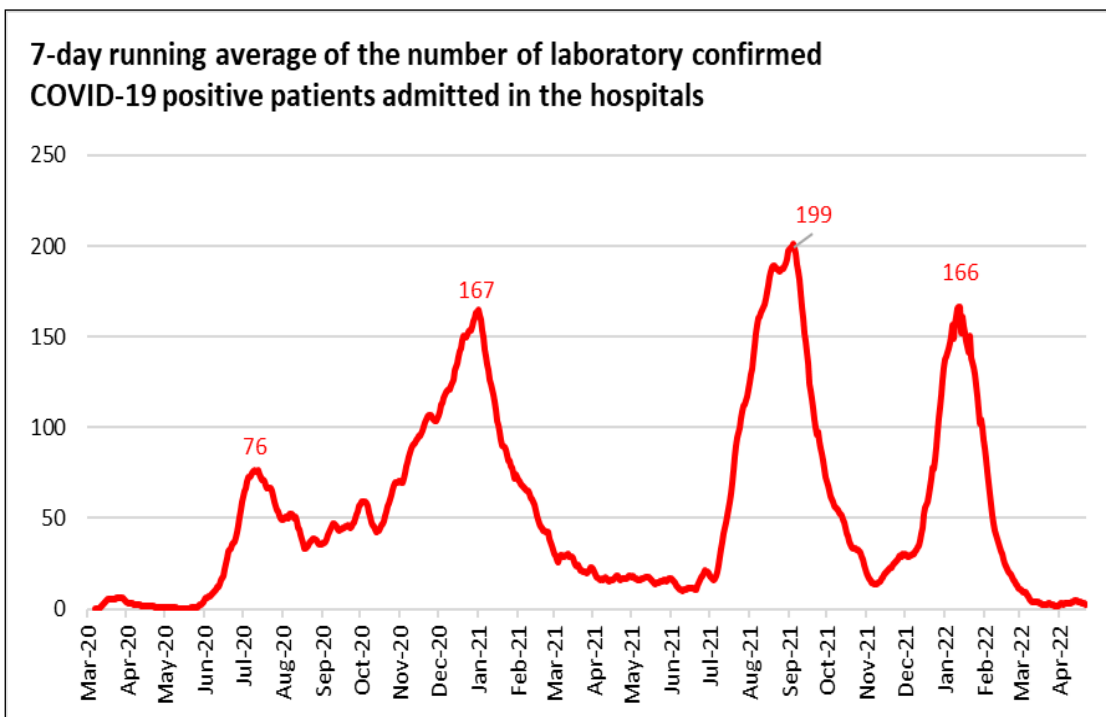
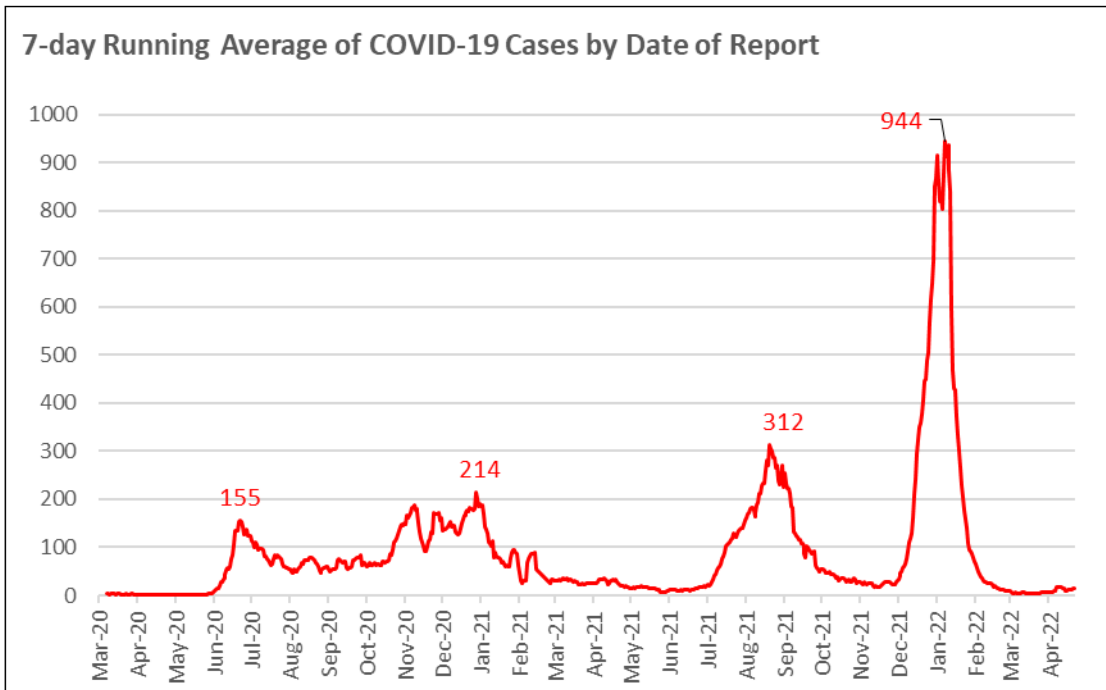
0.30%

	April 23-29, 2022	April 30-May 6, 2022	Percent Change from previous
REPORTED CASES			
New Cases	69	100	+31%
Confirmed Cases	35	52	
Probable Cases	33	48	
14-day average number of cases per day	10	14	+29%
14-day incidence rate per 100k per day	4	6	+33%
HOSPITAL ADMISSIONS AND FATALITIES			
14-day average number of Lab confirmed COVID-19 patients admitted in the hospitals	5	2	-150%
New Fatalities	0	0	No Change
TESTING			
14-day average of the number of tests conducted each day	96	96	No Change
14-day average of positivity rate each day	5%	5%	No Change

COVID-19 Status Report

April 30-May 6, 2022

TRENDS GRAPHS

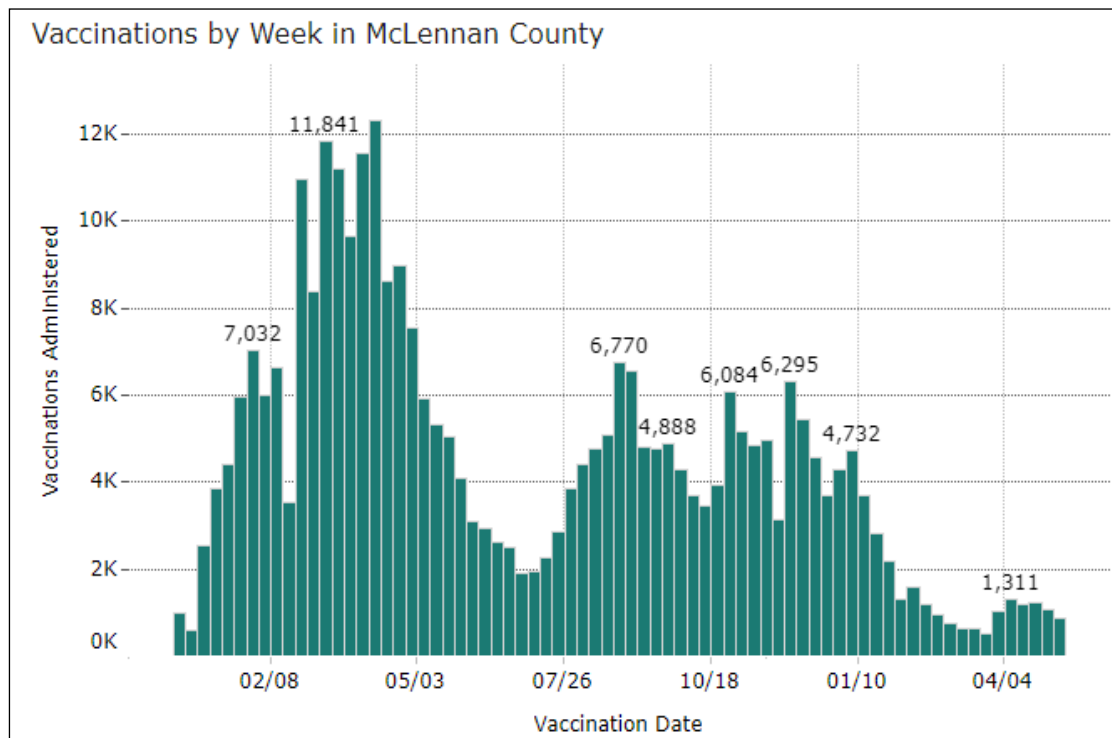
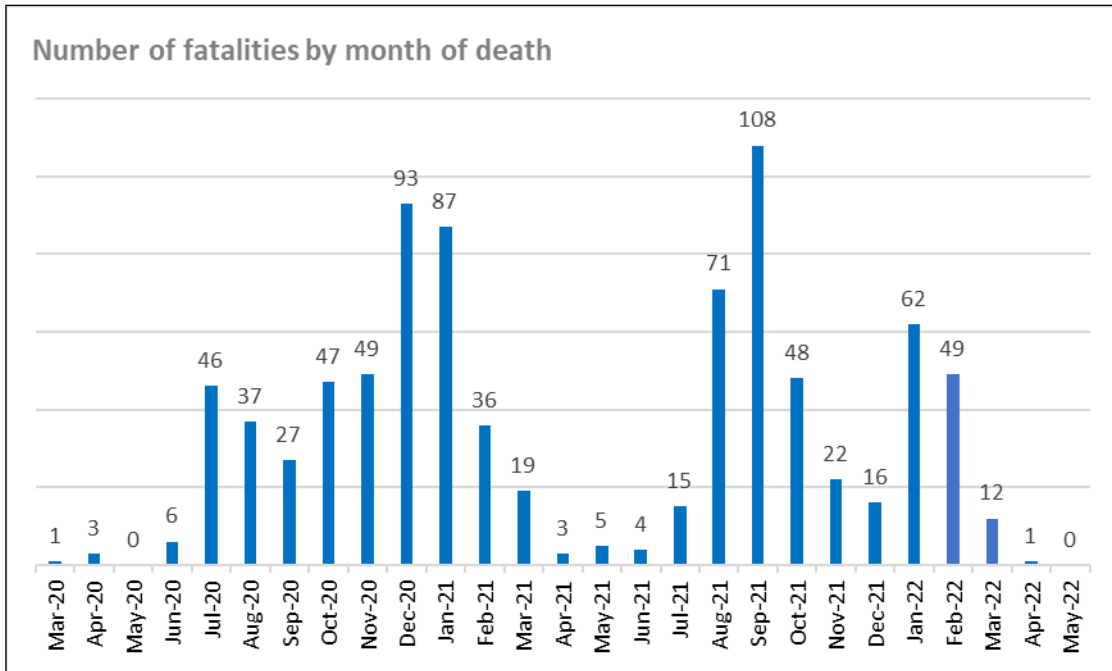


Additional data can be found on covidwaco.com

COVID-19 Weekly Status Report

April 30-May 6, 2022

TRENDS GRAPHS



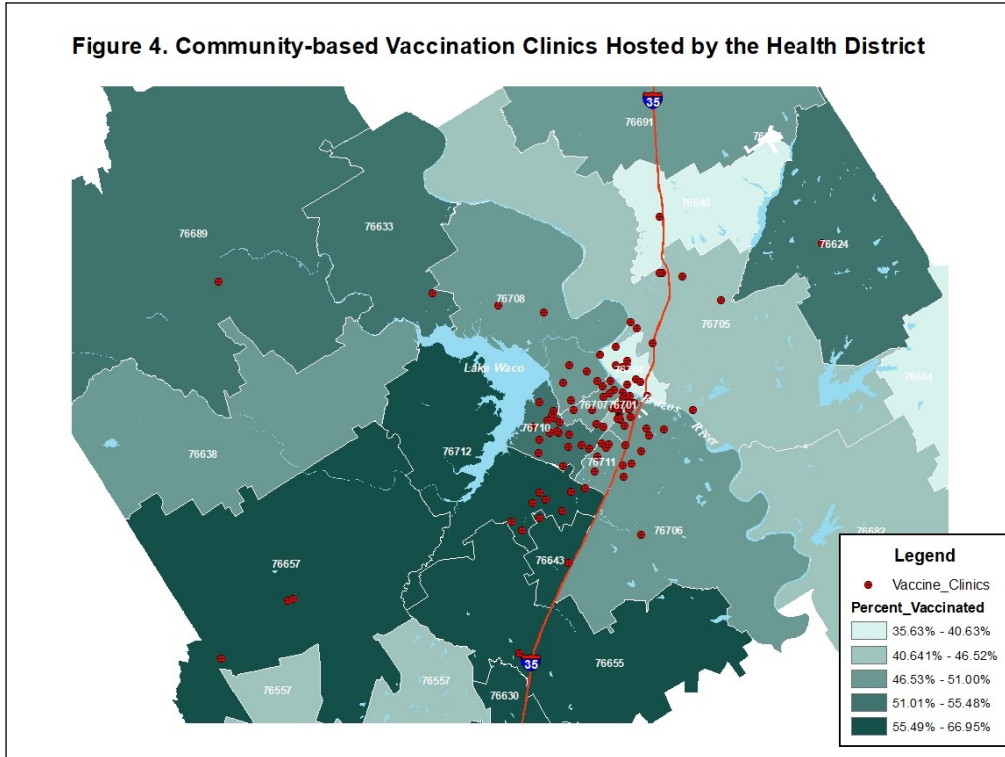
Additional data can be found on covidwaco.com

COVID-19 Status Report

April 30-May 6, 2022

HEALTH DISTRICT VACCINATION CLINICS

Figure 4. Community-based Vaccination Clinics Hosted by the Health District



Number of Clinics Hosted by Type

Row Labels	Number of Clinics Hosted	Total Doses Given
Church	64	1225
City/County Campus	33	381
Community Center	11	184
Community Event	41	599
First Responders	8	85
FQHC	2	17
Homeless Shelters	8	132
Hospitals	3	30
Jails	11	343
Libraries	2	28
Manufacturing/Private Employer	132	2523
Non-Profits	50	600
Other	24	422
School	2	54
Schools	209	7063
Grand Total	600	13686