

PROMOTE • PREVENT • PROTECT



WACO - MC LENNAN COUNTY
Public Health District



COVID -19

Status Report

December 25-31, 2021

COVID-19 Weekly Status Report

December 25-31, 2021

TABLE OF CONTENTS

Key Metrics	3
Demographic Trends	4
Vaccinations data	5
Trend Graphs	8

COVID-19 Weekly Status Report

December 25-31, 2021

KEY METRICS

Total Cases

45,963

Total Fatalities

748

Total tests Conducted

282,413

Hospitalization Rate in TSA M

12%

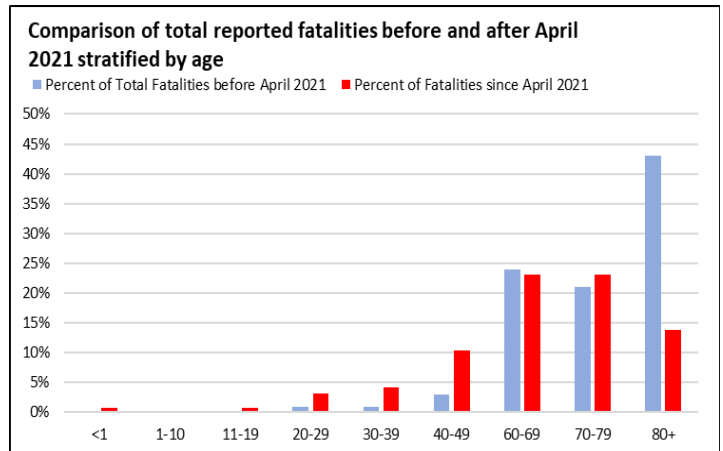
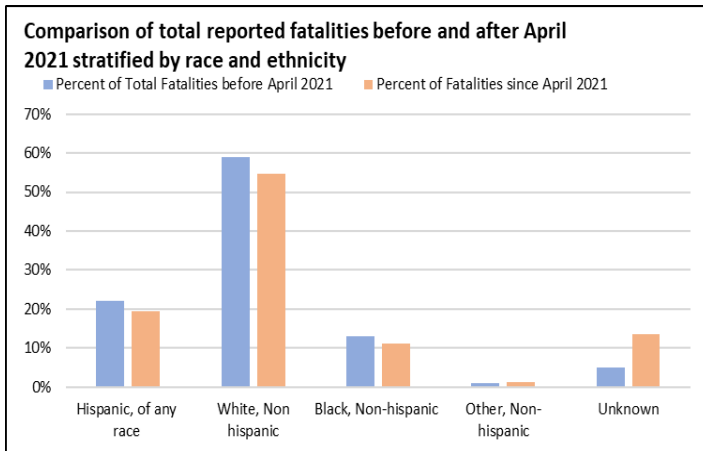
	Week of December 18-24, 2021	Week of December 25-31, 2021	Percent Change from previous week to this week
REPORTED CASES			
New Cases	649	2057	+217%
Confirmed Cases	292	1177	
Probable Cases	357	880	
Total Active Cases	711	1828	+157%
Total Recovered Cases	42,887	43,393	
7-day average number of cases per day	93	294	+217%
7-day incidence rate per 100k per day	36	115	+217%
HOSPITAL ADMISSIONS AND FATALITIES			
7-day average number of Lab confirmed COVID-19 patients admitted in the hospitals	29	52	+79%
New Fatalities	2	11	+450%
TESTING			
7-day average of the number of tests conducted each day	369	573	+55%
7-day average of positivity rate each day	12%	22%	+83%

COVID-19 Weekly Status Report

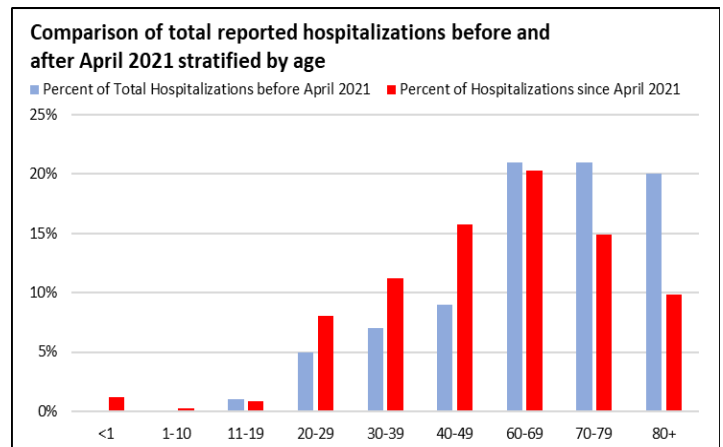
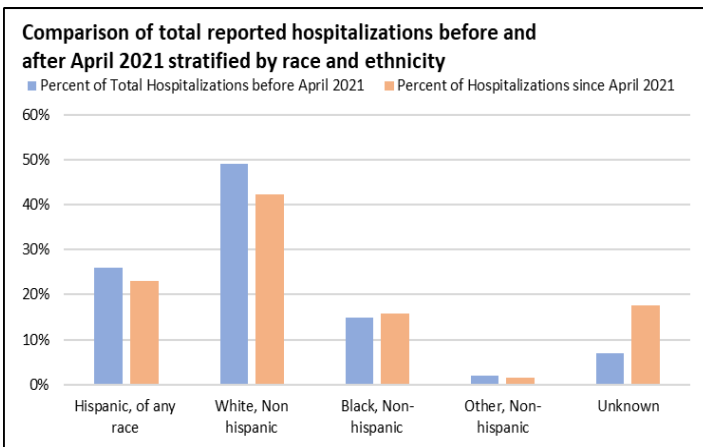
December 25-31, 2021

DEMOGRAPHICS TRENDS

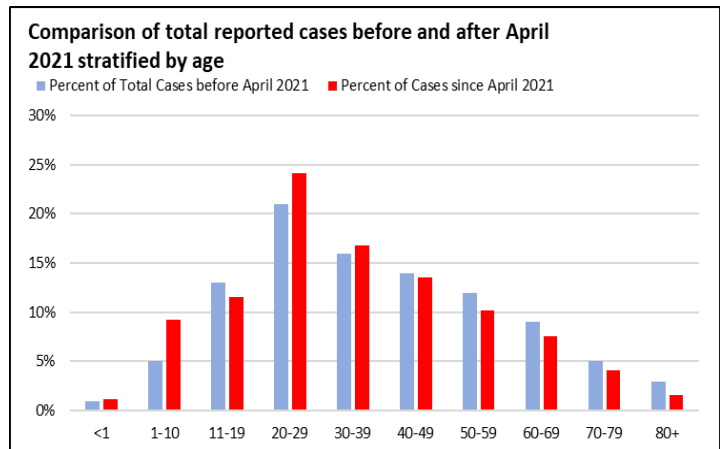
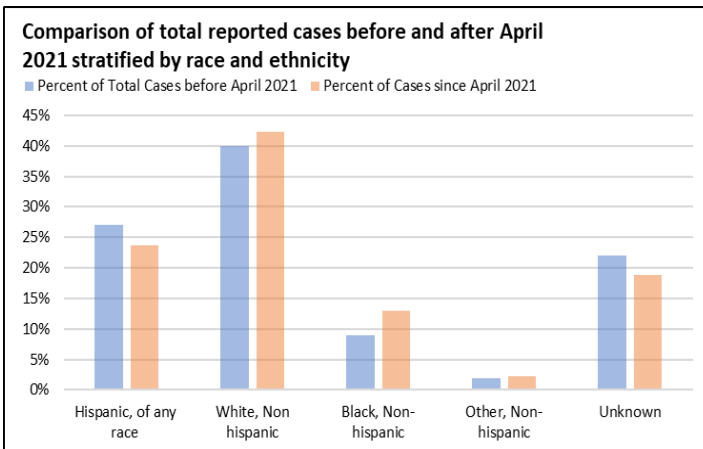
Fatalities



Hospital Admissions



Cases



COVID-19 Weekly Status Report

December 25-31, 2021

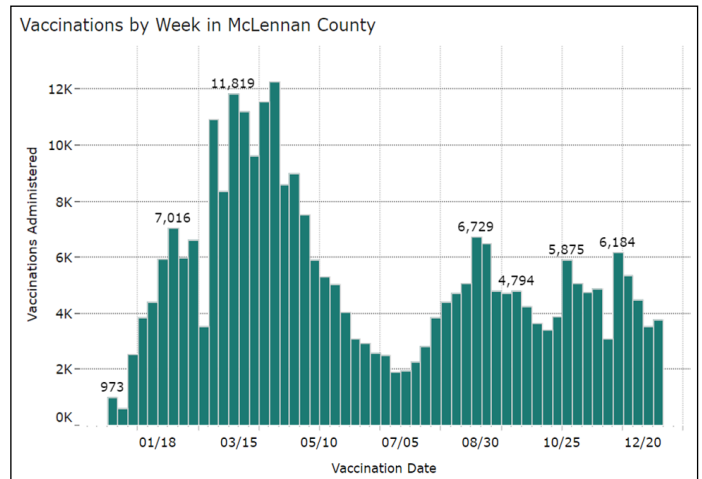
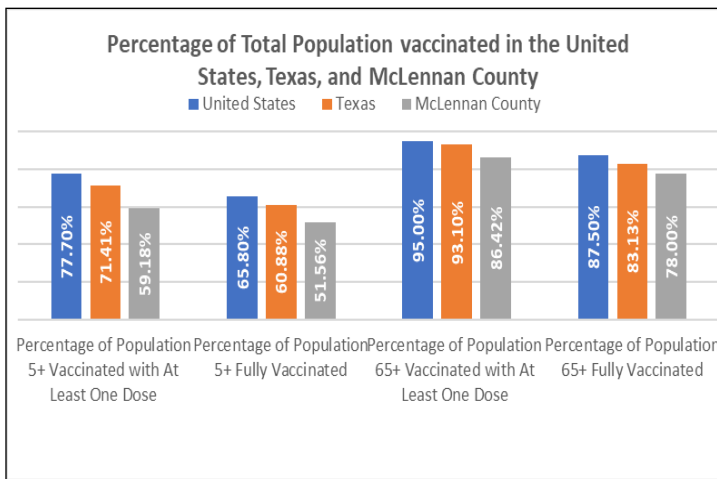
VACCINATIONS

Vaccines administered
289,760

People who received at least 1 dose
142,771

People fully vaccinated
124,324

People with an Additional Dose
36,458



The following table shows the demographic breakdown of persons who are vaccinated with at least one dose in the US, State of Texas, and McLennan County

	US	Texas	McLennan County
Race and Ethnicity			
White, Non-Hispanic	58%	32%	51%
Black, Non-Hispanic	10%	8%	10%
Hispanic, of any race	19%	34%	18%
Asian, Non-Hispanic	6%	5%	2%
Age			
5-11 years of age	2%	2%	2%
12-15 years of age	4%	6%	4%
16-64 years of age	70%	74%	71%
65+ years of age	23%	18%	23%

COVID-19 Weekly Status Report

December 25-31, 2021

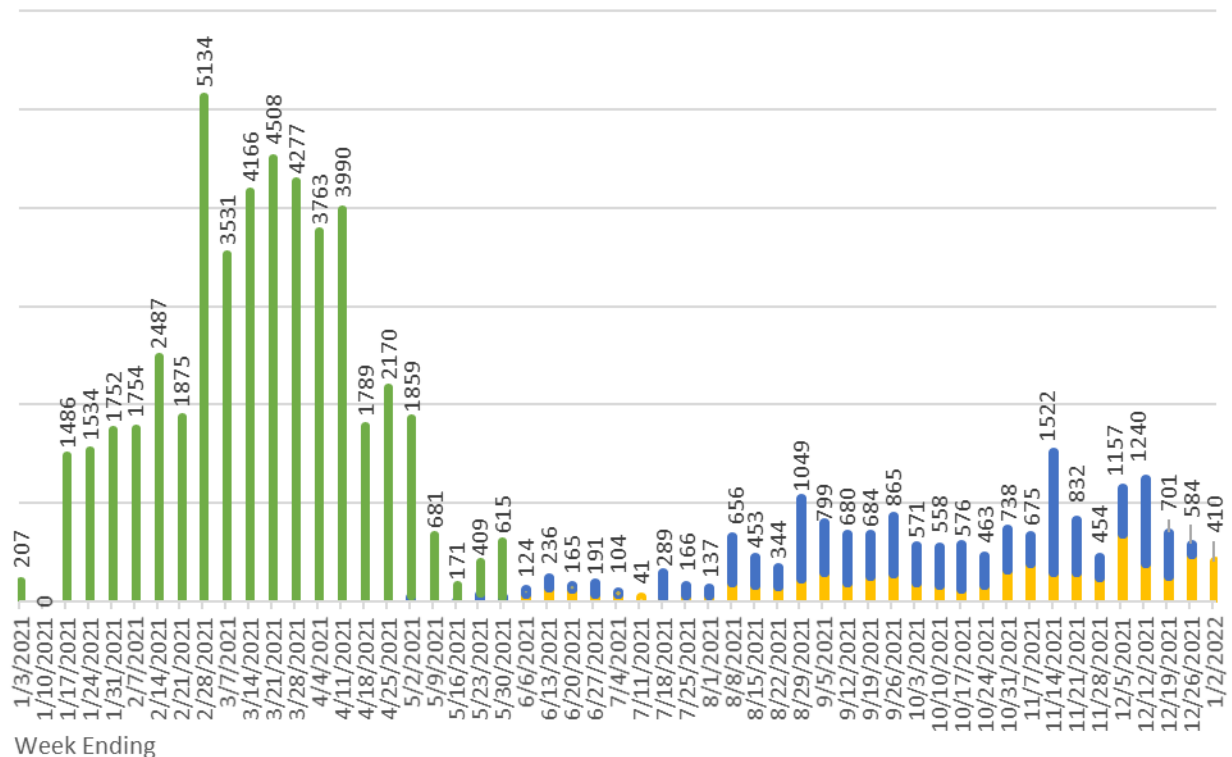
HEALTH DISTRICT VACCINATION CLINICS

Locations of upcoming community-based vaccination clinics scheduled by the Health District

1/3	McGregor ISD 3-7p	1/6	Carver ISMS 4:30-7p
1/4	Pilgrim's Pride 1-5p	1/7	St. Paul's Episcopal 7:30a-12p
	Robinson ISD 4:30-7:30p	1/8	China Spring ISD 9a-3p
1/5	Connally ISD 5-7p		Estella Maxey 11a-2p
	Lorena ISD 4:30-8:30p		

COVID-19 vaccine doses administered by the Health District

■ Mass Vaccination Clinics
 ■ Community Sites
 ■ Health District Site



Additional data can be found on covidwaco.com

COVID-19 Weekly Status Report

December 25-31, 2021

HEALTH DISTRICT VACCINATION CLINICS

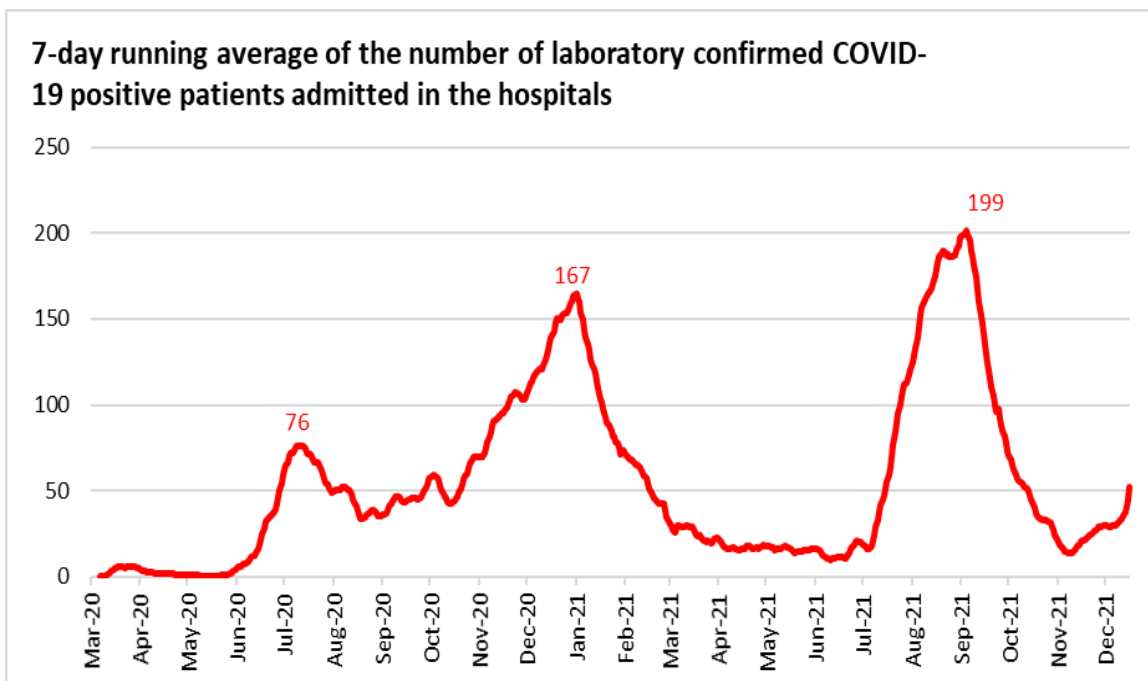
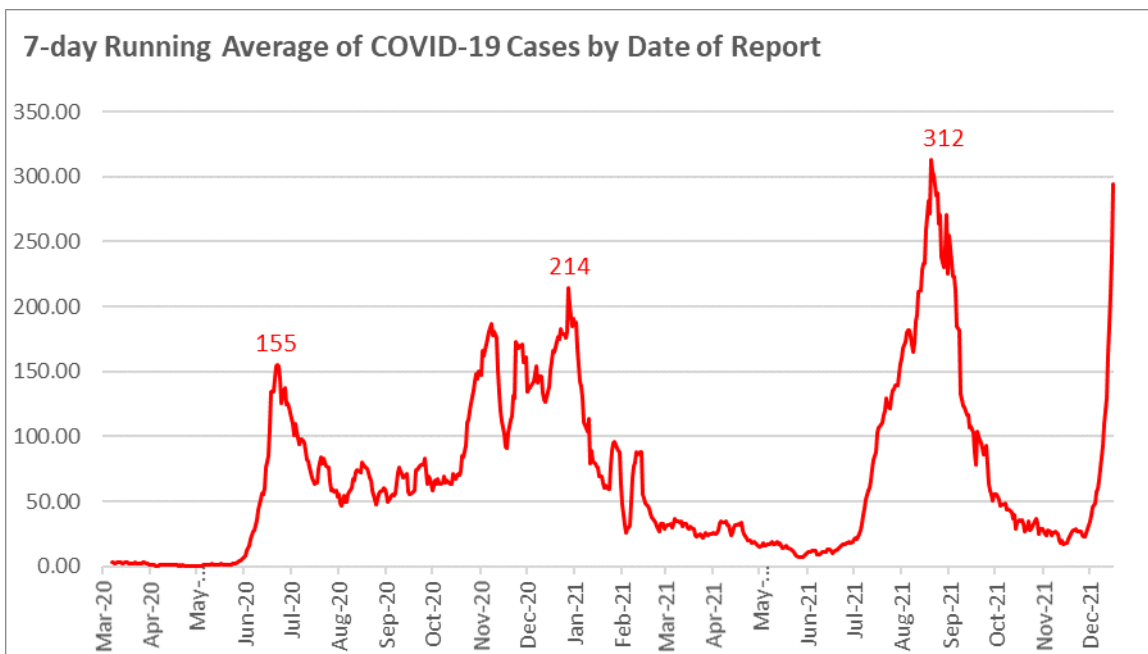
Row Labels	Number of Clinics Hosted	Total Doses Given
Church	44	1109
City/County Campus	27	344
Community Center	9	131
Community Event	37	576
First Responders	7	83
FQHC	2	17
Homeless Shelters	7	123
Hospitals	3	30
Jails	11	343
Libraries	2	28
Manufacturing/Private Employer	93	1939
Non-Profits	22	459
Other	9	281
Schools	127	5439
Grand Total	400	10902

Additional data can be found on covidwaco.com

COVID-19 Weekly Status Report

December 25-31, 2021

TRENDS GRAPHS

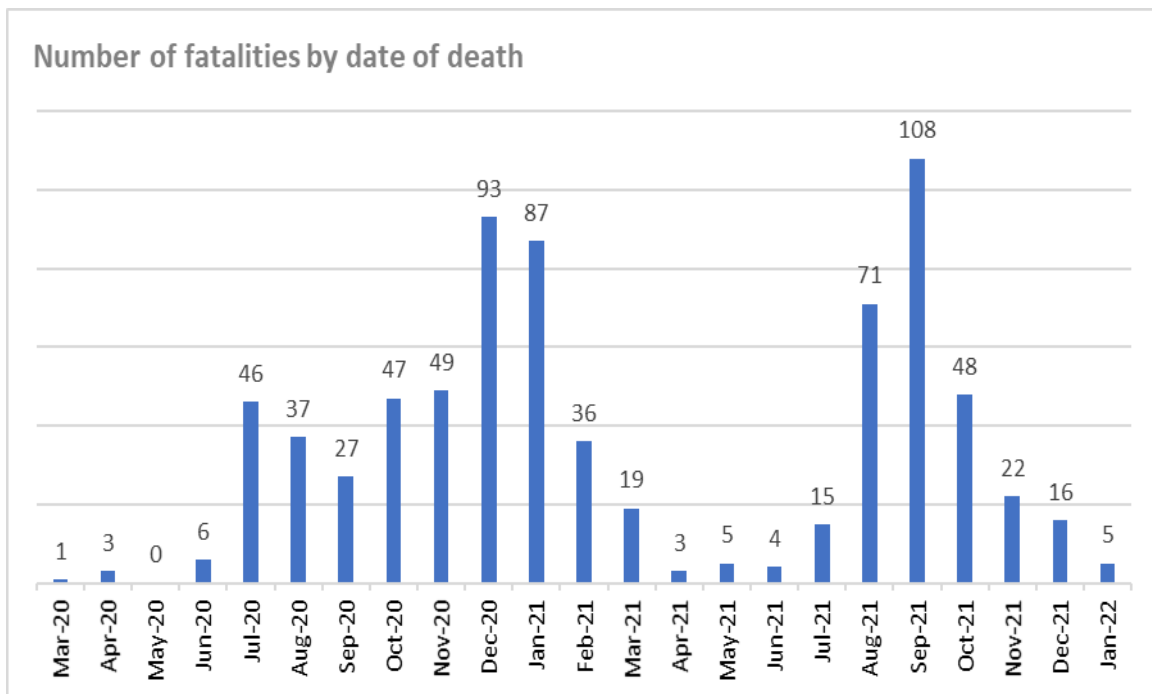


Additional data can be found on covidwaco.com

COVID-19 Weekly Status Report

December 25-31, 2021

TRENDS GRAPHS



Additional data can be found on [covidwaco.com](https://www.covidwaco.com)