

PROMOTE • PREVENT • PROTECT



WACO - MC LENNAN COUNTY
Public Health District



COVID -19

Status Report

January 1-7, 2022

COVID-19 Weekly Status Report

January 1-7, 2022

TABLE OF CONTENTS

Message from the Health District	3
Key Metrics	4
Trend Graphs	5
Demographic Trends	7
Vaccinations data	8

COVID-19 Weekly Status Report

January 1-7, 2022

MESSAGE FROM THE HEALTH DISTRICT

COVID-19 [cases](#) continue to increase rapidly across McLennan County. This surge is driven by the [Omicron variant](#), which [CDC's Nowcast model](#) projects may account for approximately 95% of cases. On January 7, 629 new cases were reported, more than doubling the January 2021 peak. The entire country is now experiencing high [levels of community transmission](#). [Hospitalizations](#) are also on the rise. While early data suggest Omicron infections might be less severe than those of other variants, the increases in cases and hospitalizations are expected to stress the healthcare system in the coming weeks.

Given what we currently know about COVID-19 and the Omicron variant, CDC recently updated its [quarantine and isolation recommendations](#) for the public.* If you come into close contact with someone with COVID-19, you should [quarantine](#) if you are in one of the following groups:

- You are ages 18 or older and completed the [primary series](#) of recommended vaccine, but have not received a [recommended booster shot](#) when eligible.
- You received the single-dose Johnson & Johnson vaccine (completing the primary series) over 2 months ago and have not received a [recommended booster shot](#).
- You are not vaccinated or have not completed a [primary vaccine series](#).

If you have confirmed or suspected COVID-19, regardless of your vaccination status, stay home and [isolate](#) from other people for at least 5 full days. Wear a [well-fitting mask](#) when around others at home and in public for an additional 5 days. Testing may be used to help determine when to end your isolation period. For information about when and how to test, visit [CDC's website](#).

[Vaccination](#) remains the best way to protect yourself from COVID-19 and reduce its impact on our communities. Everyone should get vaccinated and [boosted](#) as soon as they are eligible, including people who have already had COVID-19. [Find a vaccine](#).

COVID-19 Weekly Status Report

January 1-7, 2022

KEY METRICS

Total Cases

49,543

Total Fatalities

753

Total tests Conducted

291,472

Hospitalization Rate in TSA M

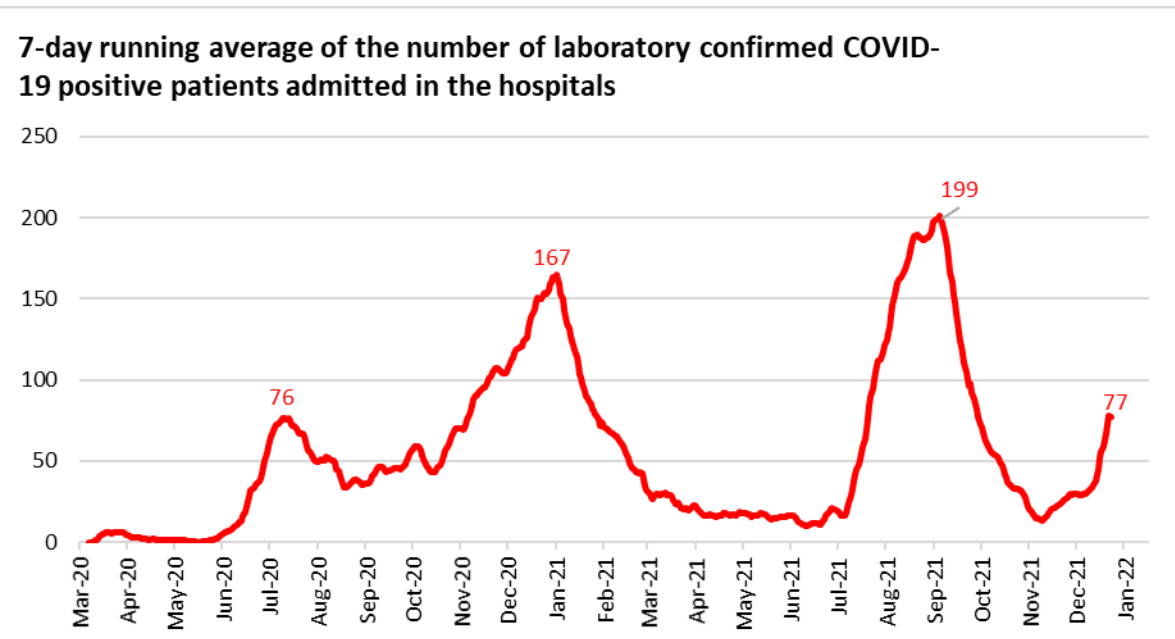
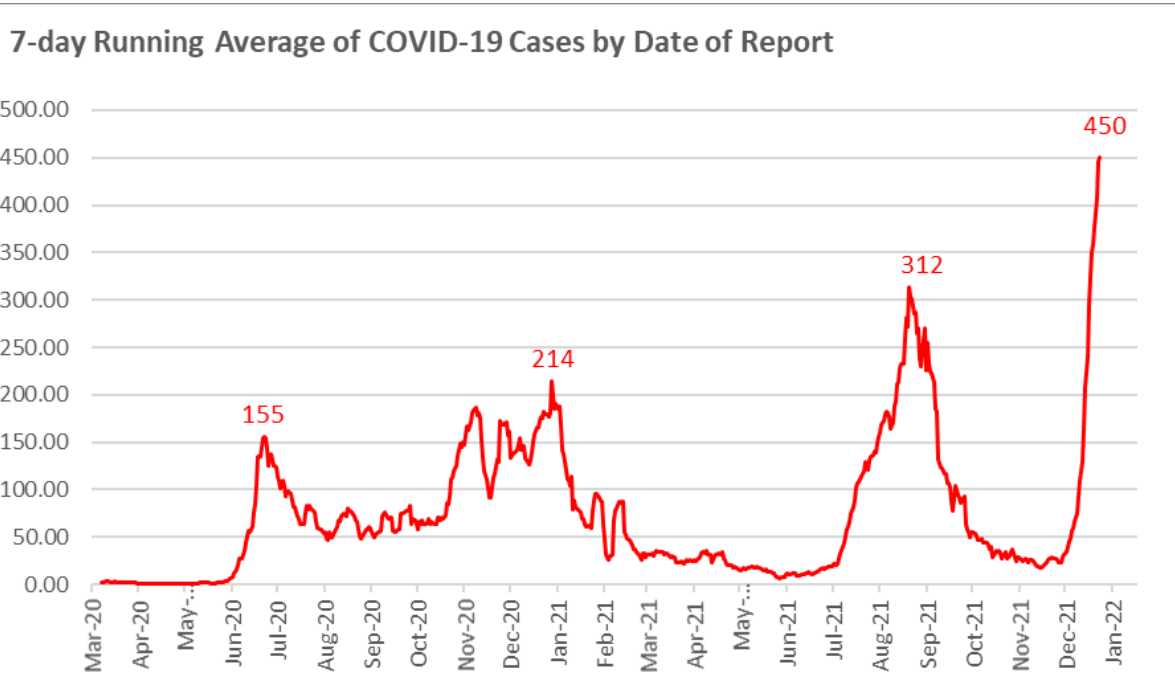
15%

	Week of December 25-31, 2021	Week of January 1-7, 2022	Percent Change from previous week to this week
REPORTED CASES			
New Cases	2057	3151	+53%
Confirmed Cases	1177	2026	
Probable Cases	880	1125	
Total Active Cases	2257	2730	+20%
Total Recovered Cases	43,393	46,060	
7-day average number of cases per day	294	450	+53%
7-day incidence rate per 100k per day	115	175	+53%
HOSPITAL ADMISSIONS AND FATALITIES			
7-day average number of Lab confirmed COVID-19 patients admitted in the hospitals	52	77	+48%
New Fatalities	11	12	+9%
TESTING			
7-day average of the number of tests conducted each day	573	603	+5%
7-day average of positivity rate each day	22%	38%	+72%

COVID-19 Weekly Status Report

January 1-7, 2022

TRENDS GRAPHS

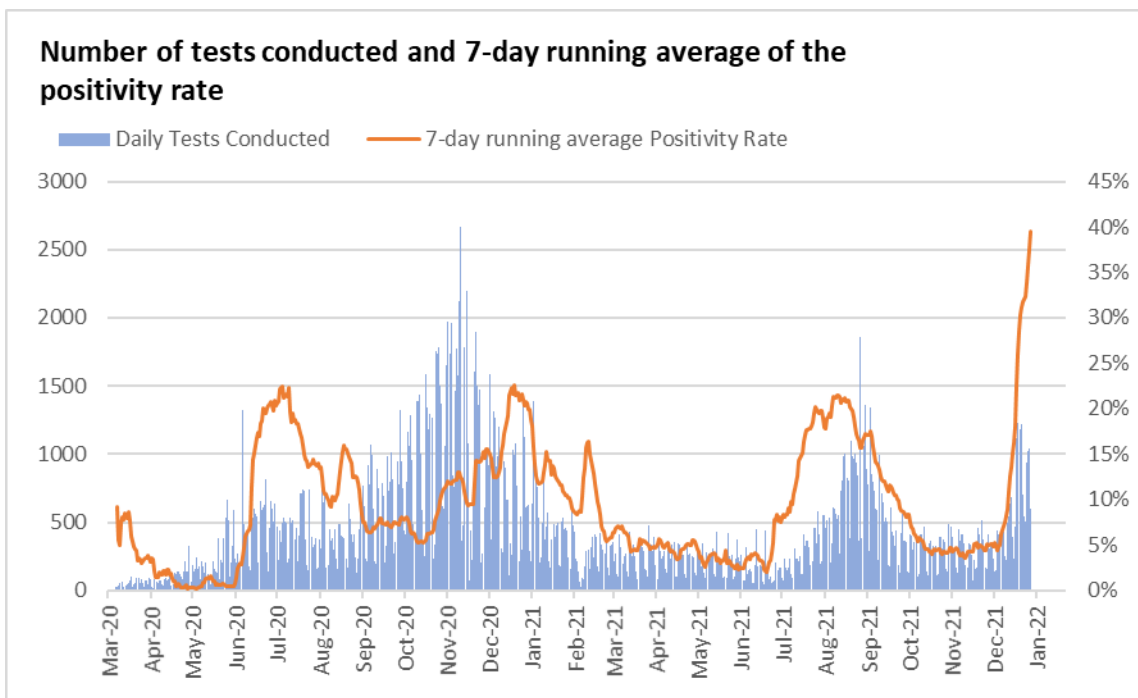
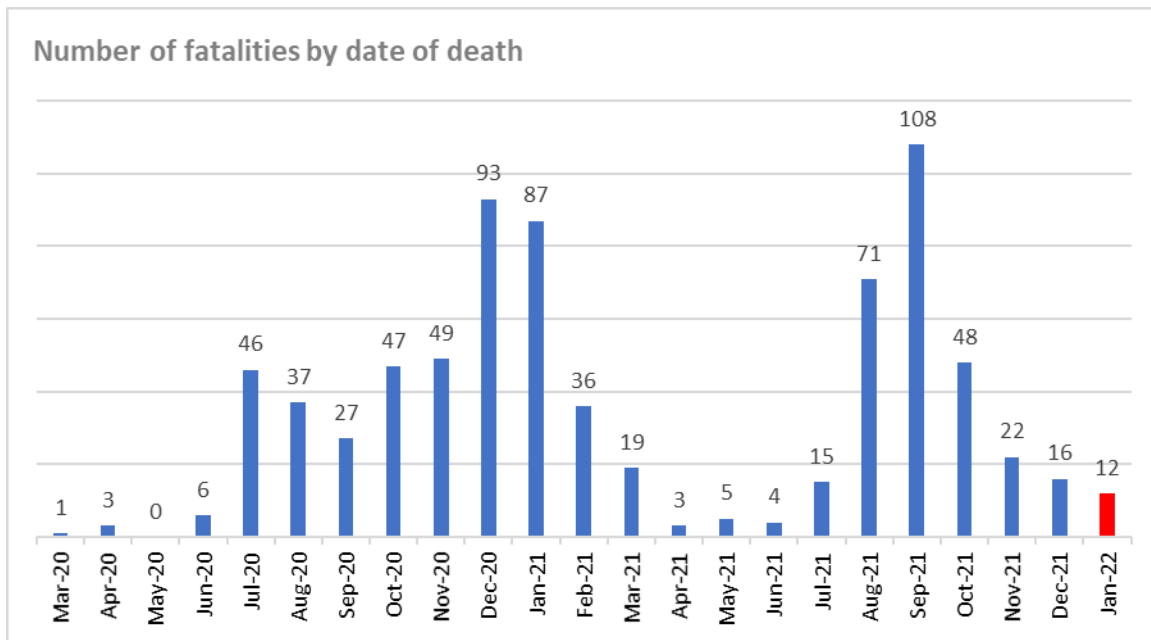


Additional data can be found on covidwaco.com

COVID-19 Weekly Status Report

January 1-7, 2022

TRENDS GRAPHS



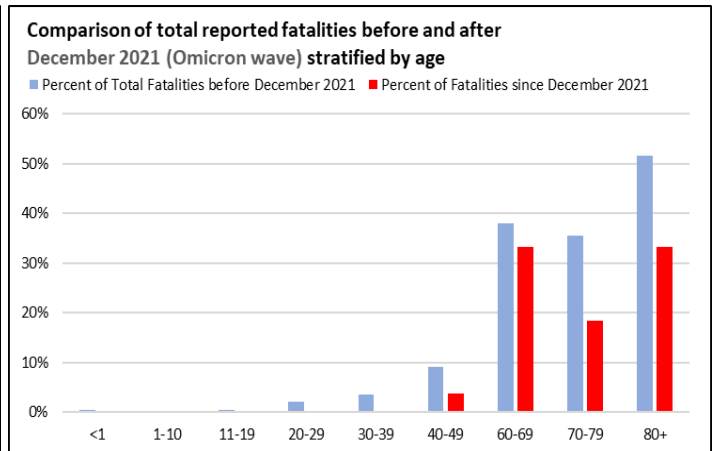
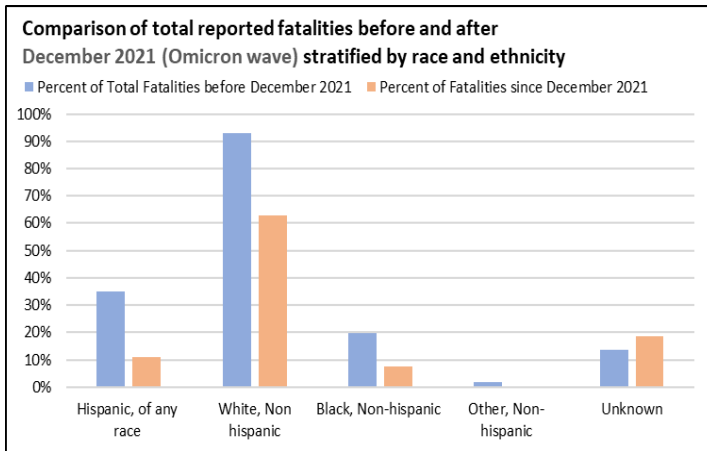
Additional data can be found on covidwaco.com

COVID-19 Weekly Status Report

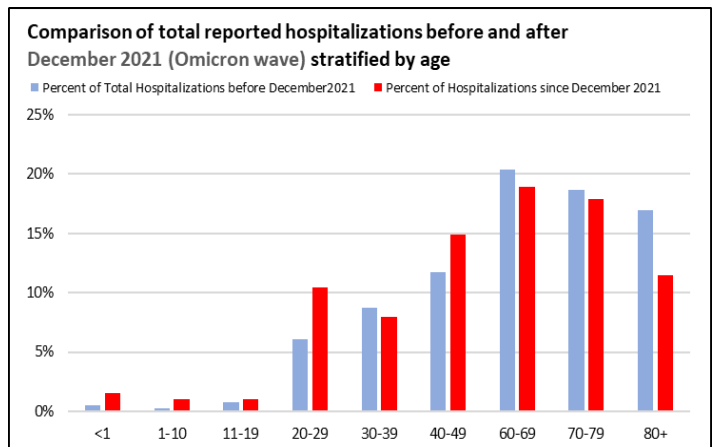
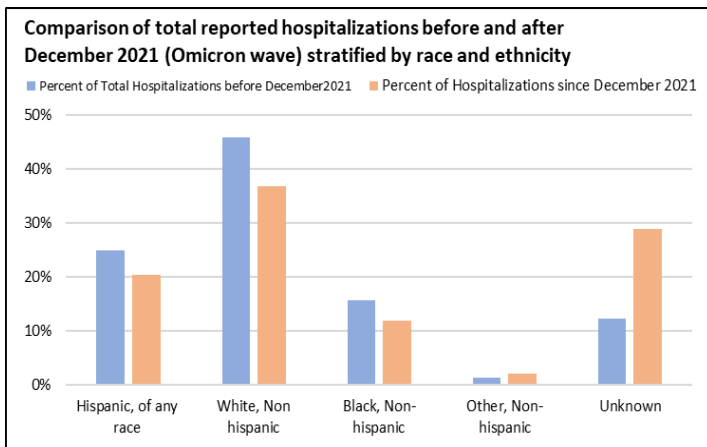
January 1-7, 2022

DEMOGRAPHICS BEFORE AND AFTER OMICRON WAVE

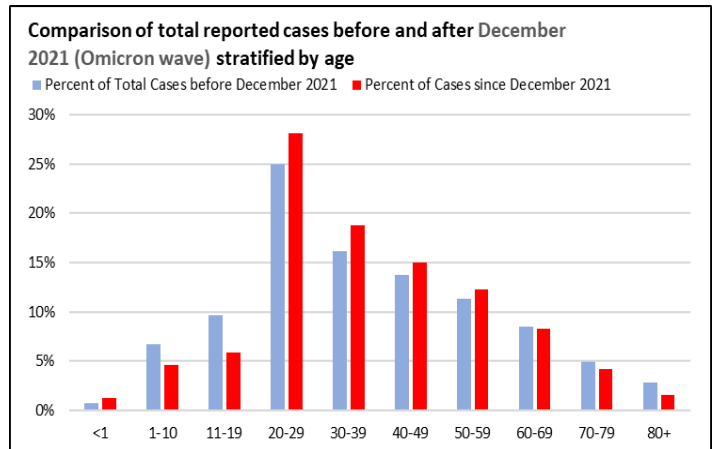
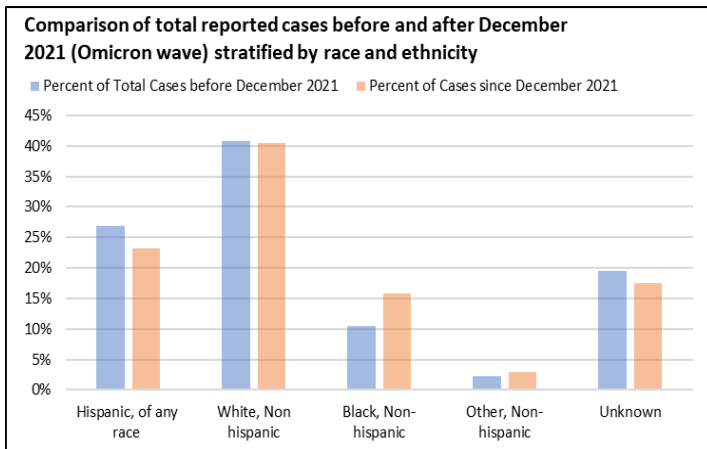
Fatalities



Hospital Admissions



Cases



COVID-19 Weekly Status Report

January 1-7, 2022

VACCINATIONS

Vaccines administered

294,215

People who received at

least 1 dose

143,895

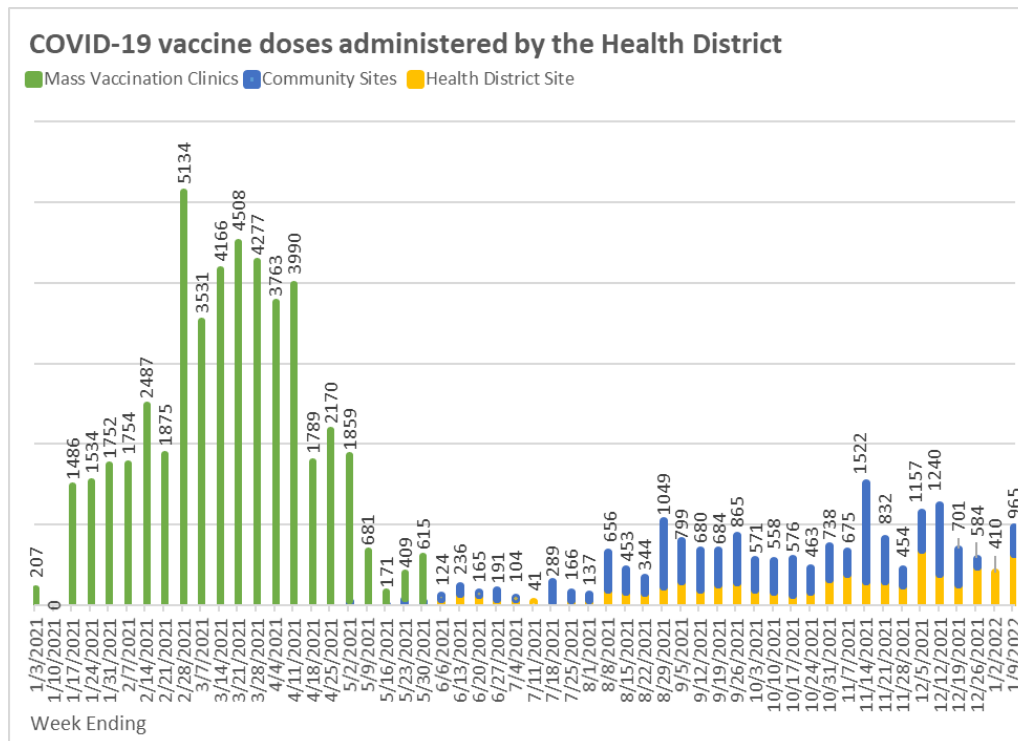
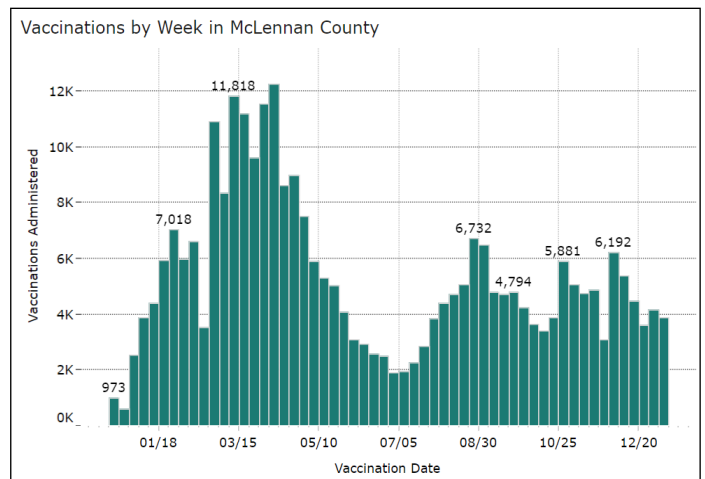
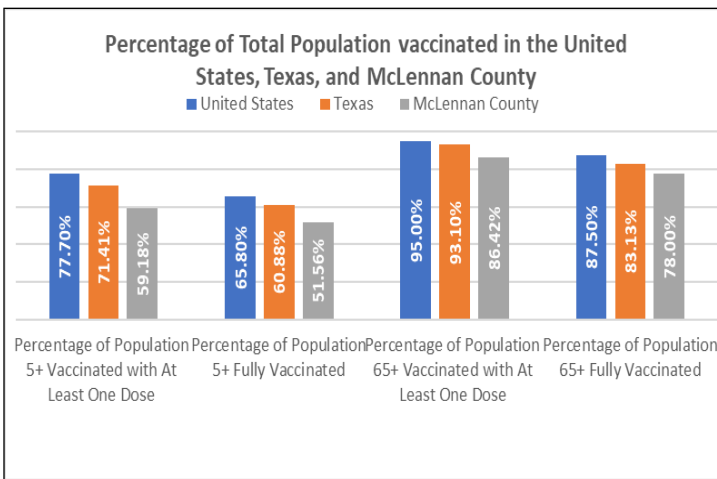
People fully vaccinated

125,146

People with an Additional

Dose

39,000



COVID-19 Weekly Status Report

January 1-7, 2022

HEALTH DISTRICT VACCINATION CLINICS

Locations of upcoming community-based vaccination clinics scheduled by the Health District

1/11	Valley Mills High School 4:30-8p	1/13	South Waco Elementary 3:30-6p
	Crestview Elementary 3:30-6p		Region 12 10a-4p
	La Vega High School 4:30-7p		McLennan County Indigent 2-5p
1/12	Mart ISD 4-7:30p	1/15	South Terrace 11a-2p
			Hillcrest PDS 9a-1p

Row Labels	Number of Clinics Hosted	Total Doses Given
Church	44	1109
City/County Campus	27	344
Community Center	9	131
Community Event	37	576
First Responders	7	83
FQHC	2	17
Homeless Shelters	7	123
Hospitals	3	30
Jails	11	343
Libraries	2	28
Manufacturing/Private Employer	97	2111
Non-Profits	22	459
Other	9	281
Schools	138	5904
Grand Total	415	11539

Additional data can be found on covidwaco.com