

PROMOTE • PREVENT • PROTECT



WACO - MC LENNAN COUNTY  
Public Health District



# COVID -19

## Status Report

December 18-24, 2021

# COVID-19 Weekly Status Report

December 18-24, 2021

## TABLE OF CONTENTS

<a href="#">Key Metrics</a>	3
<a href="#">Vaccinations data</a>	4
<a href="#">Trend Graphs</a>	7

# COVID-19 Weekly Status Report

December 18-24 , 2021

## KEY METRICS

Total Cases

44,335

Total Fatalities

738

Total tests Conducted

279,166

Hospitalization Rate in TSA M

7%

	Week of December 11-17, 2021		Percent Change from previous week to this week
<b>REPORTED CASES</b>			
New Cases	280	649	<b>+132%</b>
Confirmed Cases	120	292	
Probable Cases	160	357	
Total Active Cases	272	711	<b>+161%</b>
Total Recovered Cases	42,686	42,887	
7-day average number of cases per day	40	93	<b>+132%</b>
7-day incidence rate per 100k per day	16	36	<b>+132%</b>
<b>HOSPITAL ADMISSIONS AND FATALITIES</b>			
7-day average number of Lab confirmed COVID-19 patients admitted in the hospitals	30	29	<b>-3%</b>
New Fatalities	2	2	<b>0%</b>
<b>TESTING</b>			
7-day average of the number of tests conducted each day	320	369	<b>+15%</b>
7-day average of positivity rate each day	7%	12%	<b>+72%</b>

# COVID-19 Weekly Status Report

December 18-24, 2021

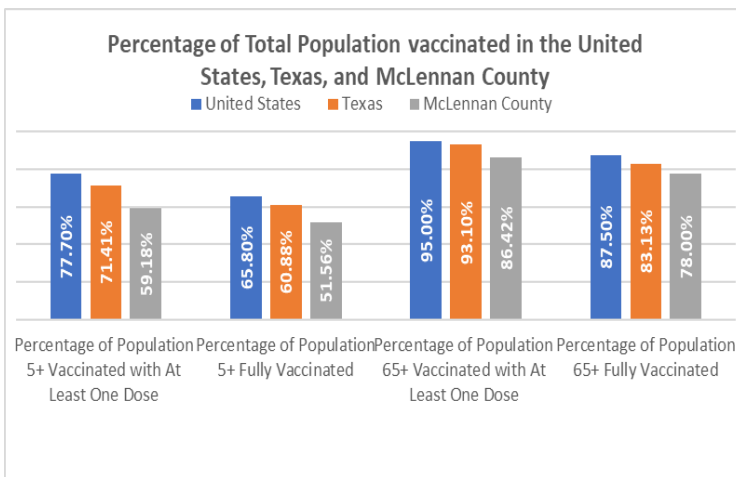
## VACCINATIONS

**Vaccines administered**  
286,161

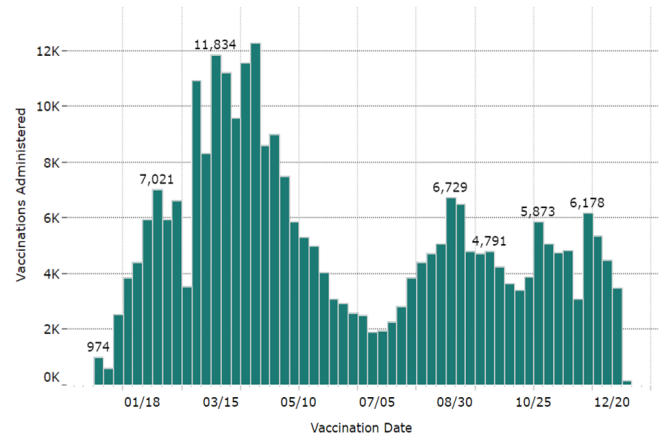
**People who received at least 1 dose**  
151,920

**People fully vaccinated**  
123,660

**People with an Additional Dose**  
34,357



Vaccinations by Week in McLennan County



The following table shows the demographic breakdown of persons who are vaccinated with at least one dose in the US, State of Texas, and McLennan County

	US	Texas	McLennan County
<b>Race and Ethnicity</b>			
White, Non-Hispanic	58%	32%	51%
Black, Non-Hispanic	10%	8%	10%
Hispanic, of any race	19%	34%	18%
Asian, Non-Hispanic	6%	5%	2%
<b>Age</b>			
5-11 years of age	2%	2%	2%
12-15 years of age	4%	6%	4%
16-64 years of age	70%	74%	71%
65+ years of age	23%	18%	23%

# COVID-19 Weekly Status Report

December 18-24, 2021

## HEALTH DISTRICT VACCINATION CLINICS

Locations of upcoming community-based vaccination clinics scheduled by the Health District

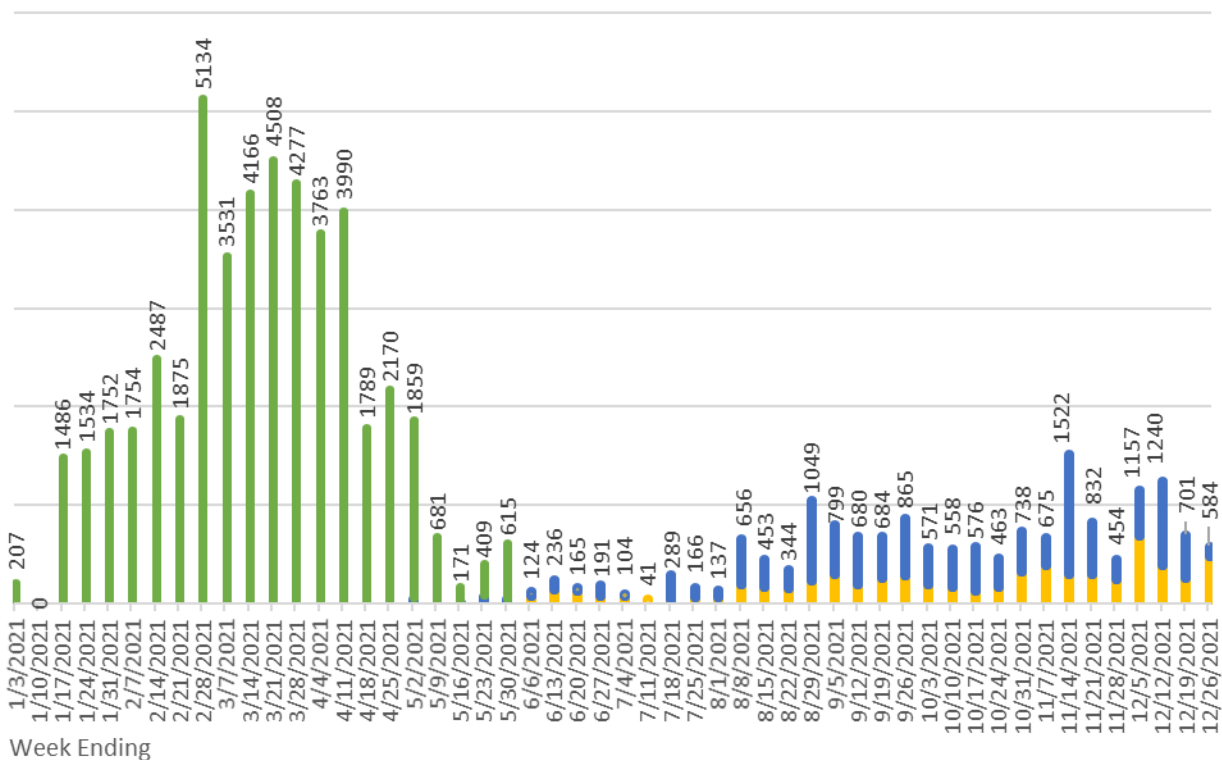
There are no community-based clinics scheduled for the week of 12/27-12/31.

Vaccines are being provided at the Waco-McLennan County Public Health District 12/28-12/30 between 8:30am-4:30pm.

**Total Doses Administered by the Health District: 65,282**

### COVID-19 vaccine doses administered by the Health District

■ Mass Vaccination Clinics ■ Community Sites ■ Health District Site



Addi-

tional

# COVID-19 Weekly Status Report

December 18-24, 2021

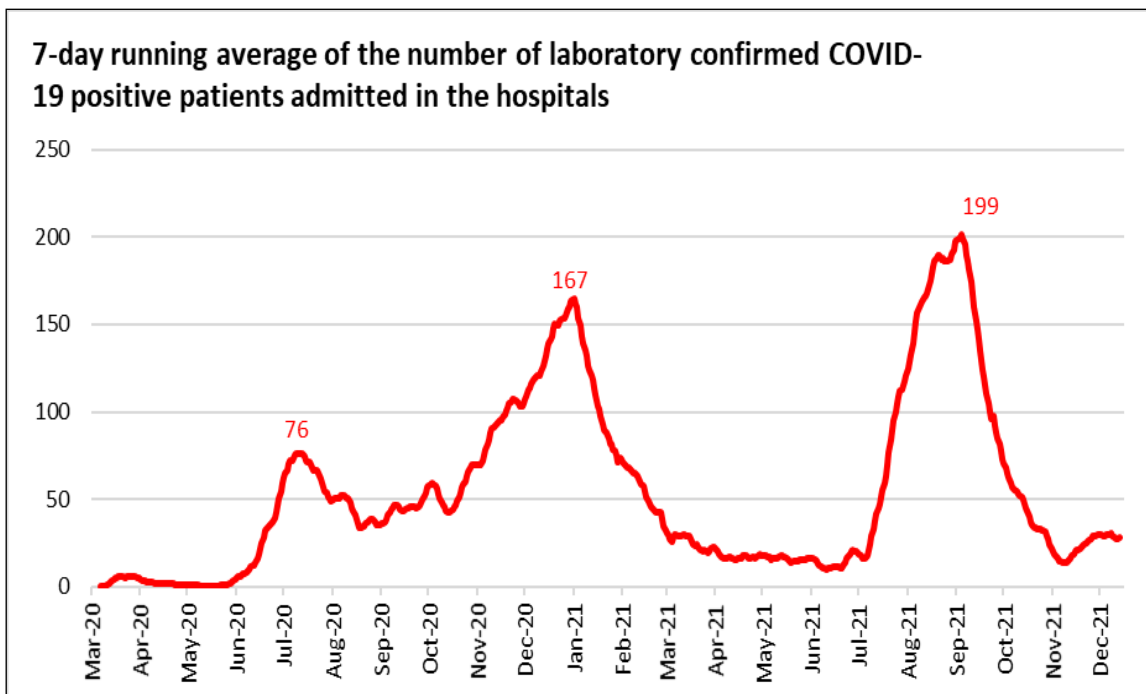
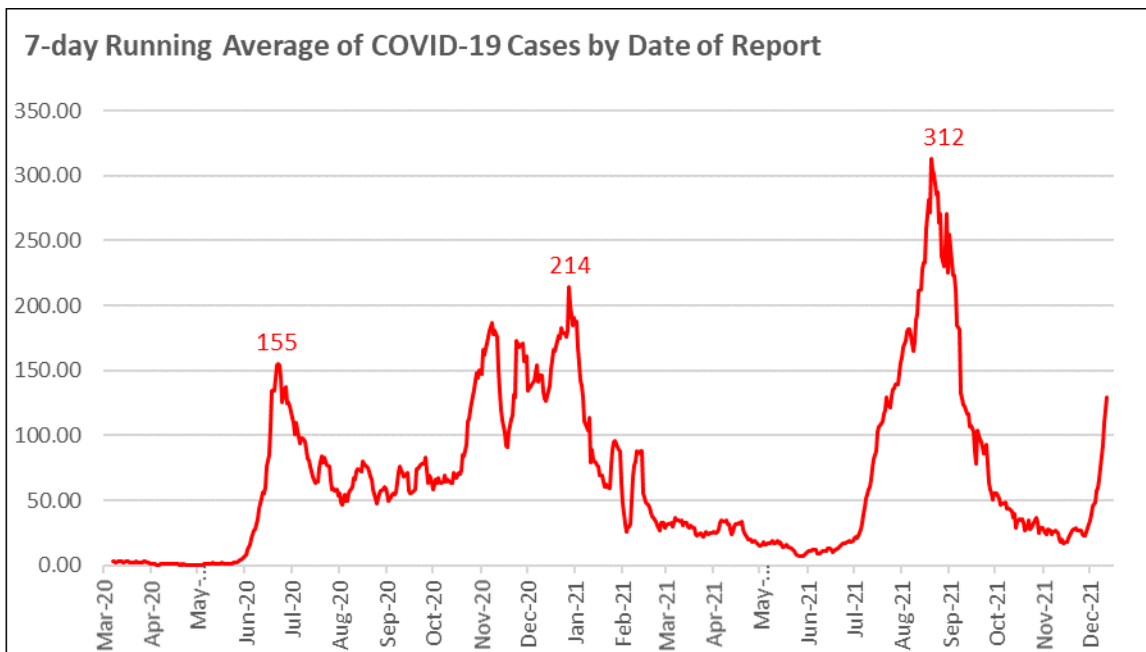
## HEALTH DISTRICT VACCINATION CLINICS

Number of Clinics Hosted by Type		
Row Labels	Number of Clinics Hosted	Total Doses Given
Church	44	1109
City/County Campus	27	344
Community Center	9	131
Community Event	37	576
First Responders	7	83
FQHC	2	17
Homeless Shelters	7	123
Hospitals	3	30
Jails	11	343
Libraries	2	28
Manufacturing/Private Employer	93	1939
Non-Profits	22	459
Other	9	281
Schools	127	5439
<b>Grand Total</b>	<b>400</b>	<b>10902</b>

# COVID-19 Weekly Status Report

December 18-24 , 2021

## TRENDS GRAPHS

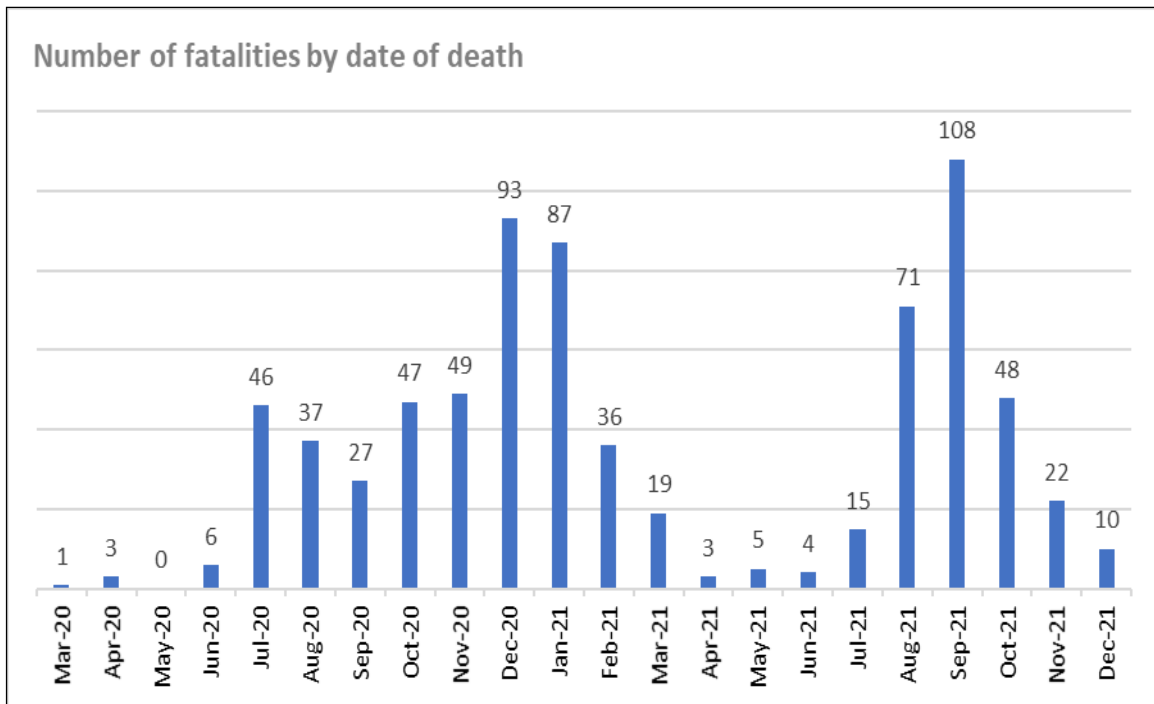


Additional data can be found on [covidwaco.com](https://covidwaco.com)

# COVID-19 Weekly Status Report

December 18-24, 2021

## TRENDS GRAPHS



Additional data can be found on [covidwaco.com](https://covidwaco.com)